

Secretary of State

Jason M. Gant

South Dakota
Official Election Returns
and
Registration Figures

Primary Election - June 3, 2014
General Election - November 4, 2014



2014



December 2014



Greetings:

Pursuant to State law, the Secretary of State is required to compile and produce an official record of election results from the preceding election.

This statistical information serves as the official record of the vote, and is what many people base many actions on such as weighted voting within political party organizations and signature requirements for candidates and ballot issues.

If there is any information not listed on statewide or legislative races that you might be seeking, please feel free to contact my office at (605) 773-3537.


Jason M. Gant
Secretary of State

OFFICIAL DEMOCRATIC PRIMARY
ELECTION BALLOT

A	June 3, 2014	B	South Dakota	C	Brown County
11 12 21	INSTRUCTIONS TO THE VOTER: To vote for a person FILL IN the oval (●) next to the name. Use only a pencil or pen. If you make a mistake, give the ballot back and get a new one. DO NOT cast more votes than are allowed in each race.			Dem. D3	
40 41 42 44	For Governor You may vote for <u>one</u> or leave it blank. <input type="radio"/> Susan Wismer <input type="radio"/> Joe Lowe				
62 61	For State Senator District 3 You may vote for <u>one</u> or leave it blank. <input type="radio"/> Mark Remily <input type="radio"/> Angelia Schultz				
A	B	C	Typ.02 Seq:0006 Spl:01		

SAMPLE

OFFICIAL REPUBLICAN PRIMARY ELECTION BALLOT

A	June 3, 2014	B	South Dakota	C	Hughes County
<p>INSTRUCTIONS TO THE VOTER:</p> <p>To vote for a person FILL IN the oval (●) next to the name.</p> <p>Use only a pencil or pen.</p> <p>If you make a mistake, give the ballot back and get a new one.</p> <p>DO NOT cast more votes than are allowed in each race.</p>				<p>Republican/County</p>	
<p>For United States Senator You may vote for <u>one</u> or leave it blank.</p> <p><input type="radio"/> Stace Nelson</p> <p><input type="radio"/> Mike Rounds</p> <p><input type="radio"/> Dr. Annette Bosworth</p> <p><input type="radio"/> Jason Ravensborg</p> <p><input type="radio"/> Larry Rhoden</p>					
<p>For Governor You may vote for <u>one</u> or leave it blank.</p> <p><input type="radio"/> Lora Hubbel</p> <p><input type="radio"/> Dennis M. Daugaard</p>					
<p>For State Senator District 24 You may vote for <u>one</u> or leave it blank.</p> <p><input type="radio"/> Jeff Monroe</p> <p><input type="radio"/> Tad Perry</p>					
<p>For State Representatives District 24 You may vote for up to <u>two</u> or leave it blank.</p> <p><input type="radio"/> Tim Rounds</p> <p><input type="radio"/> Mary Duvall</p> <p><input type="radio"/> Mark E. Venner</p>					
A	B	C	Typ:01 Seq:0001 Spl:01		

SAMPLE

OFFICIAL NONPOLITICAL PRIMARY
ELECTION BALLOT

A	June 3, 2014	B	South Dakota	C	Lincoln County
<p>INSTRUCTIONS TO THE VOTER:</p> <p>To vote for a person FILL IN the oval (●) next to the name.</p> <p>Use only a pencil or pen.</p> <p>If you make a mistake, give the ballot back and get a new one.</p> <p>DO NOT cast more votes than are allowed in each race.</p>			<p>NON PRIM 14</p>		
<p>For Judge of the Circuit Court</p> <p>Second Circuit, Position E You may vote for <u>one</u> or leave it blank.</p> <p><input type="radio"/> Marc S. Feinstein</p> <p><input type="radio"/> John Hinrichs</p> <p><input type="radio"/> John Pekas</p>			<p>Hudson/Eden Township Harrisburg 2 Beresford/Pleasant/Brooklyn Township Highland/Canton Township Canton 1, 2, 3 Canton 4 & 5 Lincoln/Delaware Township Worthing/Lynn Township Perry Township Grant Township Lennox City Dayton Township LaValley Township Harrisburg 1 Springdale Township Norway/Fairview Inc/Fairview Twp Delapre Township Tea City Sioux Falls 1-14 Sioux Falls 1-13 Sioux Falls 1-12 District 12 Sioux Falls 1-12 District 6 Sioux Falls 1-11 Sioux Falls 1-18 Sioux Falls 2-10 Sioux Falls 2-11 Sioux Falls 2-12 Sioux Falls 2-13 Sioux Falls 2-15 Sioux Falls 1-15 Sioux Falls 1-18 District 12 Sioux Falls 1-18 District 6</p>		
<p style="font-size: 48pt; opacity: 0.5; transform: rotate(-30deg);">SAMPLE</p>					
A	B	C	Typ:03 Seq:0006 Spl:01		

2014 Primary Election Precincts and
Primary Election Voter Registration on June 3, 2014

Election Precincts		Total Active	Republican	Democratic	Libertarian	Constitution	Americans Elect	NPA/IND	Inactive
Aurora	7	1,828	743	861	2	0	0	222	99
Beadle	10	10,152	4,295	3,946	26	3	0	1,882	746
Bennett	6	1,848	670	933	2	1	0	242	153
Bon Homme	5	3,866	1,840	1,499	11	1	0	515	214
Brookings	15	17,192	7,107	5,634	50	26	0	4,375	2,736
Brown	22	22,173	9,332	9,310	50	8	0	3,473	2,223
Brule	5	3,185	1,326	1,408	7	5	0	439	244
Buffalo	3	891	154	648	1	0	0	88	20
Butte	16	6,403	3,870	1,264	31	12	0	1,226	446
Campbell	5	1,135	877	171	1	0	0	86	71
Charles Mix	13	5,608	2,156	2,765	3	2	0	682	359
Clark	13	2,513	1,372	861	3	2	0	275	134
Clay	8	7,308	2,410	3,104	20	4	0	1,770	954
Codington	33	16,086	7,053	5,742	27	23	0	3,241	1,708
Corson	17	2,292	643	1,308	8	1	0	332	157
Custer	10	5,764	3,309	1,227	16	13	0	1,199	454
Davison	12	11,063	5,144	3,922	19	2	2	1,974	1,045
Day	14	4,079	1,447	2,071	4	3	0	554	116
Deuel	9	2,858	1,188	1,009	5	9	0	647	164
Dewey	13	3,206	669	2,099	0	1	0	437	44
Douglas	5	2,127	1,597	377	1	0	0	152	98
Edmunds	7	2,803	1,412	999	3	0	0	389	123
Fall River	16	4,813	2,691	1,113	7	2	1	999	680
Faulk	7	1,533	814	463	1	1	0	254	78
Grant	18	4,808	2,205	1,695	8	5	0	895	315
Gregory	3	2,747	1,442	1,035	2	2	0	266	208
Haakon	6	1,331	1,011	232	1	0	0	87	45
Hamlin	7	3,754	2,235	952	1	3	0	563	97
Hand	10	2,407	1,372	792	2	1	0	240	124
Hanson	5	3,334	1,620	966	2	3	0	743	416
Harding	8	926	730	126	1	0	0	69	35
Hughes	15	10,635	6,685	2,462	28	6	0	1,454	644
Hutchinson	7	4,689	3,104	1,097	4	3	0	481	230
Hyde	5	984	664	242	2	0	0	76	43
Jackson	8	1,669	808	657	4	0	0	200	210
Jerauld	5	1,312	610	535	2	2	0	163	68
Jones	3	721	522	129	2	1	0	67	23
Kingsbury	6	3,380	1,779	1,129	4	5	0	463	147
Lake	10	8,750	4,016	3,136	26	8	0	1,564	588
Lawrence	12	16,054	8,456	4,232	79	18	0	3,269	2,848
Lincoln	30	30,437	15,376	8,355	57	27	0	6,622	1,481
Lyman	7	2,286	1,076	980	4	1	0	225	139
Marshall	9	2,798	1,054	1,342	6	0	0	396	173
McCook	6	3,575	1,748	1,257	5	6	0	559	150
McPherson	6	1,762	1,241	297	1	0	0	223	117
Meade	38	14,833	8,615	3,341	53	47	0	2,777	1,634
Mellette	4	1,205	515	554	1	1	0	134	3
Miner	8	1,573	563	750	3	1	0	256	112
Minnehaha	68	106,852	44,581	39,383	327	169	2	22,390	11,345
Moody	6	4,049	1,440	1,779	8	0	0	822	240
Pennington	50	62,643	31,283	16,742	239	125	0	14,254	5,342
Perkins	10	2,108	1,306	530	4	3	0	265	92
Potter	6	1,798	1,298	360	0	1	0	139	60
Roberts	14	6,260	1,802	3,387	8	4	0	1,059	608
Sanborn	5	1,560	790	614	1	1	0	154	102
Shannon	10	7,740	578	5,814	7	1	1	1,339	293
Spink	9	4,173	1,978	1,618	5	1	0	571	277
Stanley	8	1,976	1,228	511	5	0	0	232	78
Sully	4	1,028	696	246	1	0	0	85	14
Todd	9	4,529	706	3,138	5	4	0	676	605
Tripp	13	3,708	2,131	1,117	6	8	0	446	187
Turner	8	5,532	2,997	1,640	3	4	0	888	237
Union	13	10,460	4,872	3,060	15	7	0	2,506	1,113
Walworth	15	3,709	2,313	931	6	4	0	455	208
Yankton	14	13,172	5,810	4,676	37	8	0	2,641	881
Ziebach	8	1,540	395	881	4	0	0	260	139
Total	777	509,533	235,770	175,454	1,277	599	6	96,471	44,737

Republican United States Senator
Primary Election - June 3, 2014

Counties	Stace Nelson	Mike Rounds	Dr. Annette Bosworth	Jason Ravnborg	Larry Rhoden
Aurora	90	112	51	8	66
Beadle	190	764	42	15	91
Bennett	23	81	14	3	39
Bon Homme	205	466	70	38	137
Brookings	188	990	96	43	222
Brown	334	1,463	149	39	183
Brule	99	296	63	14	81
Buffalo	12	28	0	1	8
Butte	336	449	49	17	405
Campbell	36	217	26	11	37
Charles Mix	172	393	85	16	95
Clark	60	246	28	8	78
Clay	66	452	35	41	70
Codington	171	1,319	86	45	310
Corson	26	115	20	6	57
Custer	355	770	117	26	326
Davison	626	885	61	44	234
Day	63	309	34	8	76
Deuel	62	216	13	6	80
Dewey	12	110	13	5	57
Douglas	190	248	42	18	88
Edmunds	29	307	27	15	43
Fall River	339	628	122	41	225
Faulk	41	210	14	21	64
Grant	113	463	31	27	85
Gregory	92	372	66	9	103
Haakon	64	192	25	6	186
Hamlin	292	686	64	24	116
Hand	86	454	42	12	189
Hanson	320	97	10	3	23
Harding	91	118	34	3	170
Hughes	344	2,427	150	110	496
Hutchinson	269	599	98	24	126
Hyde	41	189	22	6	80
Jackson	105	174	28	8	117
Jerauld	53	109	17	3	52
Jones	28	99	20	1	74
Kingsbury	150	395	22	8	78
Lake	114	471	34	27	217
Lawrence	557	1,414	121	57	679
Lincoln	543	2,212	159	119	526
Lyman	90	343	32	8	110
Marshall	37	251	21	4	46
McCook	313	278	26	19	86
McPherson	57	459	35	10	64
Meade	555	1,292	168	48	1,428
Mellette	18	92	20	4	58
Miner	83	88	4	3	28
Minnehaha	1,808	5,786	555	342	1,468
Moody	59	236	25	16	102
Pennington	1,936	5,041	555	186	2,315
Perkins	75	202	13	3	203
Potter	62	401	43	19	122
Roberts	42	398	27	4	96
Sanborn	76	109	7	1	36
Shannon	12	24	2	0	4
Spink	104	344	30	11	80
Stanley	48	426	33	17	118
Sully	58	291	37	9	58
Todd	17	95	10	2	27
Tripp	111	719	77	28	159
Turner	132	434	68	27	167
Union	165	846	110	49	88
Walworth	147	876	107	42	157
Yankton	180	764	74	277	128
Ziebach	7	37	4	1	56
Total	13,179	41,377	4,283	2,066	13,593

Republican Governor
 Primary Election - June 3, 2014

Counties	Lora Hubbel	Dennis Daugaard
Aurora	105	219
Beadle	187	905
Bennett	28	130
Bon Homme	208	700
Brookings	248	1,283
Brown	283	1,870
Brule	118	441
Buffalo	11	40
Butte	399	840
Campbell	58	272
Charles Mix	153	600
Clark	65	356
Clay	108	553
Codington	235	1,690
Corson	73	153
Custer	373	1,220
Davison	342	1,498
Day	113	376
Deuel	76	302
Dewey	36	159
Douglas	124	464
Edmunds	54	366
Fall River	315	1,040
Faulk	56	294
Grant	130	590
Gregory	143	498
Haakon	74	397
Hamlin	213	972
Hand	139	645
Hanson	167	272
Harding	126	292
Hughes	384	3,132
Hutchinson	200	904
Hyde	55	280
Jackson	102	329
Jerauld	48	183
Jones	41	182
Kingsbury	122	518
Lake	153	706
Lawrence	593	2,233
Lincoln	623	2,939
Lyman	94	482
Marshall	49	307
McCook	155	552
McPherson	95	532
Meade	749	2,684
Mellette	50	145
Miner	50	151
Minnehaha	1,961	7,969
Moody	82	350
Pennington	2,153	7,857
Perkins	94	393
Potter	104	546
Roberts	71	491
Sanborn	52	175
Shannon	11	31
Spink	97	472
Stanley	74	569
Sully	76	375
Todd	26	125
Tripp	164	938
Turner	179	642
Union	237	1,024
Wahworth	204	1,135
Yankton	273	1,139
Ziebach	15	90
Total	14,196	60,017

Democratic Governor
Primary Election - June 3, 2014

Counties	Susan Wismer	Joe Lowe
Aurora	87	68
Beadle	242	269
Bennett	36	36
Bon Homme	190	145
Brookings	341	268
Brown	1,134	469
Brule	184	183
Buffalo	64	59
Butte	133	100
Campbell	14	18
Charles Mix	323	279
Clark	82	58
Clay	392	352
Codington	436	297
Corson	114	64
Custer	185	238
Davison	391	301
Day	653	192
Deuel	156	103
Dewey	131	140
Douglas	26	37
Edmunds	126	60
Fall River	239	186
Faulk	71	28
Grant	166	71
Gregory	139	159
Haakon	33	34
Hamlin	91	98
Hand	100	62
Hanson	66	58
Harding	37	37
Hughes	285	238
Hutchinson	80	71
Hyde	35	38
Jackson	40	44
Jerauld	60	48
Jones	16	15
Kingsbury	110	71
Lake	166	159
Lawrence	360	359
Lincoln	459	428
Lyman	68	89
Marshall	425	72
McCook	209	171
McPherson	64	28
Meade	307	369
Mellette	115	87
Miner	62	74
Minnehaha	1,908	1,968
Moody	131	139
Pennington	1,390	1,607
Perkins	45	37
Potter	52	17
Roberts	869	356
Sanborn	42	30
Shannon	121	118
Spink	174	122
Stanley	58	69
Sully	30	34
Todd	174	204
Tripp	93	133
Turner	118	108
Union	332	201
Walworth	122	107
Yankton	366	162
Ziebach	43	41
<i>Total</i>	15,311	12,283

District 3 State Senate

	Mark Remily	Angelia Schultz
Brown	560	537
<i>Total</i>	560	537

District 33 State Senate

	Robin A. Page	Haven Stuck
Meade	76	46
Pennington	270	251
<i>Total</i>	346	297

District 01 State House

	Steven D. McCleerey	Dustin Gill	Dennis A. Feickert
Brown	66	38	177
Day	363	205	579
Marshall	202	115	360
Roberts	719	504	522
<i>Total</i>	1,350	862	1,638

District 26A State House

	Joshua Wilson	Shawn L. Boreaux
Mellette	74	141
Todd	189	219
<i>Total</i>	236	360

District 28A State House

	Thomas Van Norman	Dean Schrempp
Corson	112	74
Dewey	197	103
Ziebach	68	29
<i>Total</i>	377	206

Republican State Legislative Primaries
Primary Election - June 3, 2014

District 18 State Senate

	Matt Stone	Thomas Bixler
Yankton	1,086	152
<i>Total</i>	1,086	152

District 24 State Senate

	Jeff Monroe	Tad Perry
Hughes	1,748	1,714
Hyde	198	103
Stanley	314	309
Sully	281	168
<i>Total</i>	2,541	2,294

District 29 State Senate

	Susan M. Cheshier	Gary L. Cammack	LeRoy Kindler
Butte	105	201	79
Meade	399	1,874	500
Pennington	19	11	9
<i>Total</i>	523	2,086	588

District 33 State Senate

	Phil Jensen	David Johnson
Meade	280	214
Pennington	954	990
<i>Total</i>	1,234	1,204

District 35 State Senate

	Larry D Baker	Terri Haverly
Pennington	440	803
<i>Total</i>	440	803

District 11 State House

	Jim Stalzer	David Landry	Mark K. Willadsen
Minnehaha	892	532	549
<i>Total</i>	892	532	549

District 12 State House

	Kevin O'Connell	D. Scott Bartlett	Alex Jensen	Arch Beal
Lincoln	122	133	249	300
Minnehaha	247	258	422	435
<i>Total</i>	369	389	671	735

District 14 State House

	Jane Ellen Aushorn	Larry P. Zikmund	Tom Holmes
Minnehaha	498	1,267	514
<i>Total</i>	498	1,267	514

District 16 State House

	Kevin D. Jensen	Jim Bolln	David L. Anderson
Lincoln	291	577	508
Union	487	752	541
<i>Total</i>	778	1,329	541

District 20 State House

	David P. Steven	Tona Rozum	Joshua M. Klumb
Aurora	65	195	240
Davison	516	1,131	1,191
Jerauld	92	134	116
<i>Total</i>	673	1,460	1,547

District 23 State House

	Larry Nielson	Dale Hargens	Gene W. Toennies	Michele Harrison	Justin R. Cronin
Campbell	101	28	39	149	198
Edmunds	123	69	145	92	228
Faulk	56	122	193	44	145
Hand	273	352	127	170	313
McPherson	217	75	133	200	345
Potter	175	70	103	109	484
Spink	66	49	19	19	27
Walworth	282	109	138	697	88
Total	1,293	874	897	1,480	2,578

District 30 State House

	Lance Russell	Julie Frye-Mueller	Mike Verchico
Custer	973	791	812
Fall River	746	685	685
Pennington	701	543	662
Total	2,420	2,019	2,159

District 33 State House

	Jacqueline Sly	Rip Ryness	Scott W. Craig
Meade	247	182	316
Pennington	957	744	1,246
Total	1,204	926	1,562

District 24 State House

	Tim Rounds	Mary Duvall	Mark E. Venner
Hughes	2,181	2,266	1,491
Hyde	161	163	147
Stanley	356	376	291
Sully	239	202	289
Total	2,937	3,007	2,218

District 35 State House

	Lynne DiSanto	Nancy J. Trautman	Blaine "Chip" Campbell
Pennington	860	596	650
Total	860	596	650

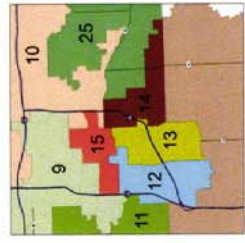
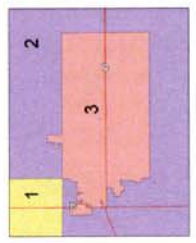
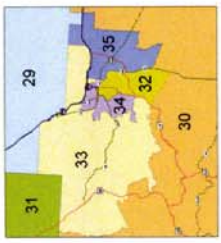
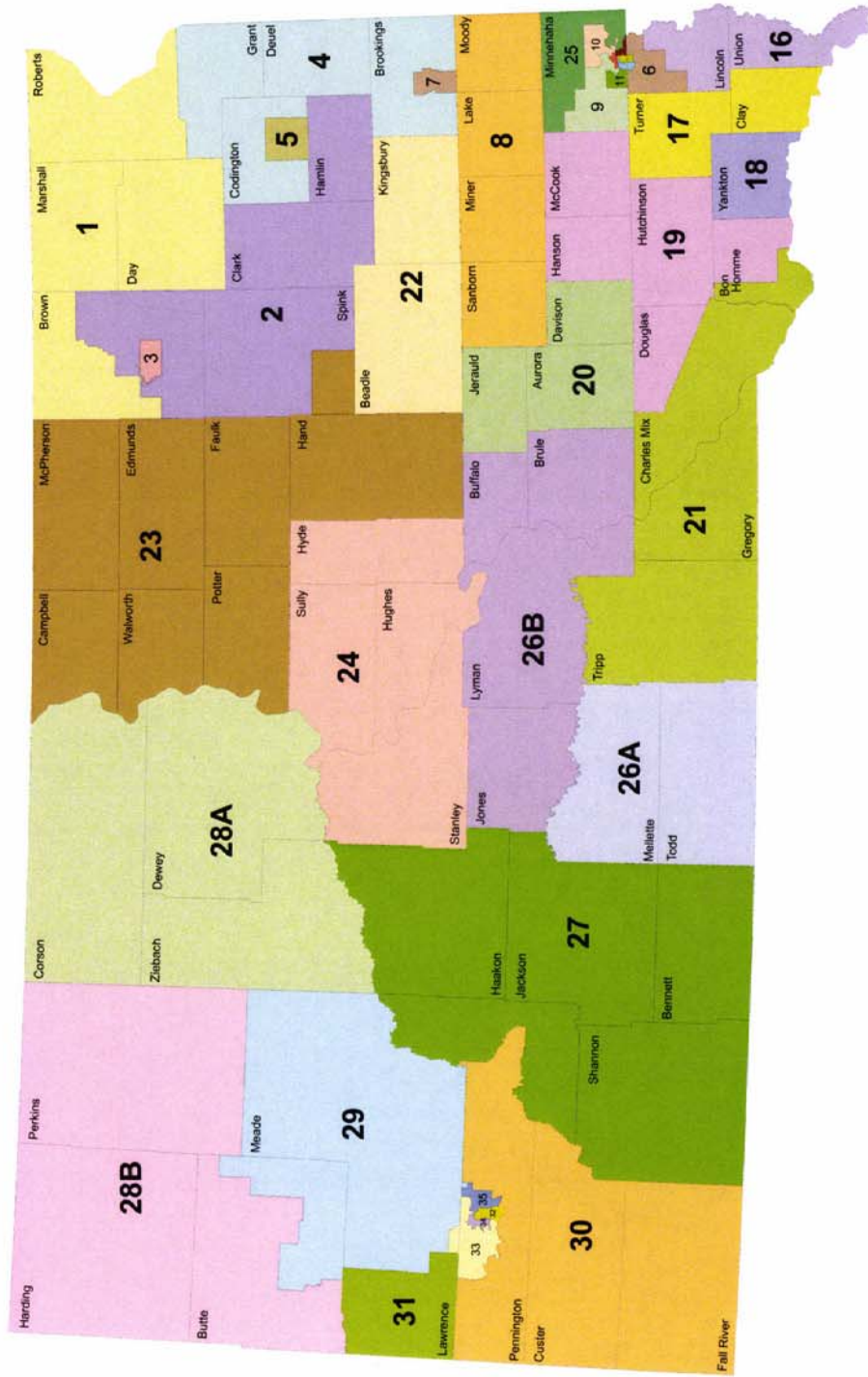
District 28B State House

	Ron Slaba	J. Sam Marty	Calvin Geis
Butte	75	221	550
Harding	180	191	47
Perkins	87	334	40
Total	342	746	587

District 29 State House

	Terri Jorgenson	Wanda Blair	Tammy Basel	Dean Wink	Thomas J. Brunner
Butte	93	138	61	156	199
Meade	721	963	579	1,443	971
Pennington	29	4	9	8	16
Total	843	1,105	649	1,607	1,186

South Dakota Legislative Districts



OFFICIAL GENERAL ELECTION BALLOT

A November 4, 2014 B South Dakota C Brookings County

INSTRUCTIONS TO THE VOTER:

To vote for a person FILL IN the oval (●) next to the name.

Use only a pencil or pen.

If you make a mistake, give the ballot back and get a new one.

DO NOT cast more votes than are allowed in each race.

For United States Senator You may vote for one or leave it blank.

- Rick Weiland Democratic Party
Mike Rounds Republican Party
Gordon Howie Independent
Larry Pressler Independent

For United States Representative You may vote for one or leave it blank.

- Corinna Robinson Democratic Party
Kristi Noem Republican Party

For Governor and Lieutenant Governor To be elected as a team, you may vote for one or leave it blank.

- Susan Wismer for Governor and Susy Blake for Lieutenant Governor Democratic Party
Dennis Daugaard for Governor and Matt Michels for Lieutenant Governor Republican Party
Michael J. Myers for Governor and Lora Hubbel for Lieutenant Governor Independent

For Secretary of State You may vote for one or leave it blank.

- Lori Stacey Constitution Party
Emmett Reistroffer Libertarian Party
Angelia Schultz Democratic Party
Shantel Krebs Republican Party

For Attorney General You may vote for one or leave it blank.

- Chad Haber Libertarian Party
Marty Jackley Republican Party

For State Auditor You may vote for one or leave it blank.

- Kurt Evans Libertarian Party
Steve Barnett Republican Party

For State Treasurer You may vote for one or leave it blank.

- Ken Santema Libertarian Party
Denny Pierson Democratic Party
Rich Sattgast Republican Party

For Commissioner of School and Public Lands You may vote for one or leave it blank.

- John English Libertarian Party
Ryan Bunker Republican Party

For Public Utilities Commissioner You may vote for one or leave it blank.

- Wayne Schmidt Constitution Party
David Allen Democratic Party
Gary Hanson Republican Party

For State Senator District 7 You may vote for one or leave it blank.

- Jay Vanduch Democratic Party
Larry Tidemann Republican Party

For State Representatives District 7 You may vote for up to two or leave it blank.

- Spencer Hawley Democratic Party
Scott Munsterman Republican Party

Ballot 1

For County Commissioner At Large You may vote for up to three or leave it blank.

- Lae Ann Pierce Democratic Party
Don Larson Democratic Party
Dennis Falken Democratic Party
Alan Gregg Republican Party
Stephne Miller Republican Party
Larry Jensen Independent

Go to top of next column

Go to top of next column

Turn Page

A B C Typ:01 Seq:0001 Spl:01

November 4, 2014	South Dakota	Brookings County
<p>NONPOLITICAL BALLOT</p>	<p>INSTRUCTIONS TO THE VOTER:</p>	<p>Initiated Measures</p>
<p>Supreme Court Justice Retention Vote on each justice. Shall the Justices of the Supreme Court named on this ballot, whose terms expire January 1, 2015, be retained in office?</p>	<p>To vote on a ballot question FILL IN the oval (●) next to "yes" or "no".</p> <p>DO NOT cast more votes than are allowed in each race.</p>	<p>The following initiated measures were proposed by petition for submission to the voters. These initiated measures will not become effective unless approved by majority vote.</p>
<p>Justice Steven L. Zinter representing the Third Supreme Court District</p> <p><input type="radio"/> YES</p> <p><input type="radio"/> NO</p>	<p>Constitutional Amendment The following amendment to the State Constitution is submitted to the voters by the Legislature. The amendment will not become effective unless approved by majority vote.</p>	<p>Initiated Measure 17 Title: An initiated measure to require health insurers to include all willing and qualified health care providers on their provider lists. Attorney General Explanation: Some health insurers offer health benefit plans in which the insurer maintains a list of health care providers. Plan members must use listed providers in order to obtain the maximum plan coverage, or to have coverage at all. "Health care providers" include doctors and other licensed health care professionals, clinics and hospitals.</p>
<p>Justice Lori Scully Wilbur representing the Fourth Supreme Court District</p> <p><input type="radio"/> YES</p> <p><input type="radio"/> NO</p>	<p>Constitutional Amendment Q Title: An Amendment to the South Dakota Constitution authorizing the Legislature to allow roulette, keno and craps in Deadwood. Attorney General Explanation: The Constitution currently authorizes the Legislature to allow two kinds of games of chance in Deadwood: limited card games and slot machines. The proposed amendment authorizes the Legislature to also allow roulette, keno and craps in Deadwood.</p>	<p>The initiated measure establishes who is entitled to be on the insurer's list of providers. The measure requires that these insurers list all health care providers who are willing, qualified and meet the conditions for participation established by the insurer.</p>
<p>Justice David Gilbertson representing the Fifth Supreme Court District</p> <p><input type="radio"/> YES</p> <p><input type="radio"/> NO</p>	<p>Under federal law, any games of chance authorized by the Legislature to be offered in Deadwood would also be allowed at on-reservation tribal casinos.</p>	<p>The measure does not apply to all health insurers, nor to health care insurance and plans including those covering specified disease, indemnity, accident only, dental vision, Medicare supplement, long-term care, disability income, and workers' compensation.</p>
<p>For Judge of the Circuit Court</p>	<p><input type="radio"/> Yes A vote "Yes" is for changing the constitution to allow the Legislature to authorize roulette, keno and craps in Deadwood.</p>	<p><input type="radio"/> Yes A vote "Yes" is for the law requiring health insurers to include all willing and qualified health care providers on their provider lists.</p>
<p>Third Circuit, Position A You may vote for <u>one</u> or leave it blank.</p>	<p><input type="radio"/> No A vote "No" will leave the constitution as it is.</p>	<p><input type="radio"/> No A vote "No" is against the proposed law.</p>
<p><input type="radio"/> Robert L. Timm</p>		
<p>Third Circuit, Position B You may vote for <u>one</u> or leave it blank.</p>		<p>Initiated Measure 18 Title: An initiated measure to increase the state minimum wage. Attorney General Explanation: The initiated measure amends state law to raise South Dakota's hourly minimum wage for non-tipped employees from \$7.25 to \$8.50 per hour, effective January 1, 2015. Thereafter, this minimum wage will be annually adjusted by any increase in the cost of living. The cost of living increase is measured by the change in the Consumer Price Index published by the U.S. Department of Labor. In no case may the minimum wage be decreased.</p>
<p><input type="radio"/> Vincent A. Foley</p>		<p>In addition, the hourly minimum wage for tipped employees will be half the minimum wage for non-tipped employees as adjusted by any cost of living increase described above.</p>
<p>Third Circuit, Position C You may vote for <u>one</u> or leave it blank.</p>		<p>These increases would apply to all employers in South Dakota, with limited exceptions.</p>
<p><input type="radio"/> Jon R. Erickson</p>		<p><input type="radio"/> Yes A vote "Yes" is for the increase in the state minimum wage.</p>
<p>Third Circuit, Position D You may vote for <u>one</u> or leave it blank.</p>		<p><input type="radio"/> No A vote "No" is against the change in the law.</p>
<p><input type="radio"/> Gregory B. Stollenburg</p>		
<p>Third Circuit, Position E You may vote for <u>one</u> or leave it blank.</p>		
<p><input type="radio"/> Robert L. Spears</p>		
<p><input type="radio"/> Ronald K. Roehr</p>		
<p>Third Circuit, Position F You may vote for <u>one</u> or leave it blank.</p>		
<p><input type="radio"/> Tim D. Tucker</p>		
<p>Water Development District</p>		
<p>For East Dakota Water Development District Director Area 3 You may vote for <u>one</u> or leave it blank.</p>		
<p><input type="radio"/> Janelle Weatherly</p>		
<p><input type="radio"/> Roger Scheibe</p>		
<p>Go to top of next column</p>	<p>Go to top of next column</p>	<p>Turn Page</p>
<p>Typ:01 Seq:0001 Spl:01</p>		

2014 General Election Precincts and
General Election Voter Registration on October 20, 2014

Election Precincts		Total Active	Republican	Democratic	Libertarian	Constitution	Americans Elect	NPA\IND	Inactive
Aurora	5	1,841	762	861	2	0	0	216	97
Beadle	10	10,303	4,394	3,895	26	3	0	1,985	723
Bennett	4	1,851	669	934	2	1	0	245	154
Bon Homme	5	3,878	1,857	1,476	10	1	0	534	206
Brookings	15	17,565	7,223	5,650	52	30	0	4,610	2,649
Brown	22	22,539	9,531	9,336	56	8	0	3,608	2,162
Brule	5	3,221	1,362	1,386	9	6	0	458	236
Buffalo	3	933	153	686	0	0	0	94	18
Butte	18	6,475	3,917	1,245	31	12	0	1,270	449
Campbell	5	1,148	888	168	1	0	0	91	68
Charles Mix	13	5,585	2,170	2,710	3	2	0	700	485
Clark	13	2,549	1,388	847	3	2	0	309	131
Clay	11	7,481	2,448	3,114	20	4	0	1,895	930
Codington	36	16,316	7,144	5,683	29	19	0	3,441	1,631
Corson	14	2,397	677	1,335	7	1	0	377	149
Custer	10	5,933	3,443	1,226	13	12	0	1,239	461
Davison	20	11,210	5,241	3,876	20	2	2	2,069	1,012
Day	14	4,069	1,429	2,047	5	3	0	585	181
Deuel	10	2,861	1,177	999	6	9	0	670	158
Dewey	14	3,365	692	2,172	1	1	0	499	47
Douglas	5	2,154	1,613	373	1	0	0	167	96
Edmunds	7	2,837	1,426	988	5	0	0	418	119
Fall River	8	4,912	2,748	1,101	12	2	1	1,048	655
Faulk	7	1,535	808	457	1	1	0	268	71
Grant	18	4,856	2,234	1,692	8	5	0	917	298
Gregory	3	2,756	1,448	1,033	2	2	0	271	199
Haakon	6	1,337	1,014	227	1	0	0	95	43
Hamlin	7	3,831	2,351	912	1	3	0	564	93
Hand	12	2,443	1,440	755	2	1	0	245	119
Hanson	5	3,335	1,646	953	3	3	0	730	398
Harding	8	943	748	117	3	1	0	74	34
Hughes	15	10,824	6,819	2,454	29	6	0	1,516	619
Hutchinson	7	4,767	3,132	1,106	4	3	0	522	217
Hyde	3	986	665	237	2	0	0	82	44
Jackson	8	1,741	823	684	4	0	0	230	191
Jerauld	5	1,302	605	525	2	2	0	168	64
Jones	3	705	511	122	2	1	0	69	23
Kingsbury	6	3,425	1,795	1,126	4	4	0	496	138
Lake	10	9,134	4,172	3,182	28	7	0	1,745	563
Lawrence	10	16,384	8,679	4,209	81	22	0	3,393	2,790
Lincoln	30	31,412	15,771	8,523	58	27	0	7,033	1,433
Lyman	7	2,307	1,090	968	5	1	0	243	134
Marshall	9	2,845	1,069	1,343	6	0	0	427	165
McCook	6	3,594	1,756	1,243	8	6	0	581	143
McPherson	6	1,781	1,249	292	2	0	0	238	114
Meade	38	15,233	8,833	3,356	62	44	0	2,938	1,596
Mellette	4	1,233	524	567	1	1	0	140	3
Miner	8	1,577	571	736	3	2	0	265	107
Minnehaha	75	109,816	45,449	39,646	357	171	3	24,190	10,966
Moody	6	4,107	1,466	1,793	8	0	0	840	228
Pennington	47	64,409	32,160	16,875	262	115	1	14,996	5,198
Perkins	10	2,141	1,330	511	5	3	0	292	90
Potter	6	1,834	1,327	359		2	0	146	59
Roberts	14	6,382	1,807	3,433	8	4	0	1,130	583
Sanborn	4	1,550	787	597	1	1	0	164	92
Shannon	7	8,190	591	6,051	11	1	1	1,535	268
Spink	9	4,219	1,995	1,625	4	1	0	594	268
Stanley	3	2,008	1,261	505	8	1	0	233	73
Sully	6	1,040	713	235		0	0	92	22
Todd	9	4,875	724	3,348	6	4	0	793	573
Tripp	13	3,727	2,151	1,091	5	8	0	472	191
Turner	8	5,606	3,032	1,641	5	4	0	924	224
Union	13	10,682	4,965	3,052	16	5	0	2,644	1,082
Walworth	10	3,745	2,375	912	6	5	0	447	207
Yankton	22	13,407	5,909	4,656	36	9	0	2,797	844
Ziebach	8	1,578	397	908	3	0	0	270	134
Total	777	521,025	240,544	176,165	1,377	594	8	102,337	43,518

United States Senate and United States House of Representatives
General Election - November 4, 2014

	U.S. Senate				U. S. Representative		
	Rick Weiland (D)	Mike Rounds (R)	Gordon Howie (I)	Larry Pressler (I)	Corinna Robinson (D)	Kristi Noem (R)	
Aurora	355	480	60	259	346	794	
Beadle	1,622	3,018	203	810	1,877	3,710	
Bennett	341	445	34	110	353	585	
Bon Homme	785	1,157	82	408	763	1,631	
Brookings	3,195	4,226	213	1,662	3,643	5,559	
Brown	4,023	5,382	240	2,417	4,805	7,128	
Brule	451	556	81	346	495	1,265	
Buffalo	292	105	12	56	281	172	
Butte	539	1,910	192	572	676	2,521	
Campbell	115	414	23	79	96	529	
Charles Mix	1,111	1,511	84	498	1,056	2,130	
Clark	394	737	58	361	461	1,043	
Clay	1,689	1,433	58	615	1,875	1,851	
Codington	2,572	4,605	219	1,771	2,979	6,105	
Corson	368	399	50	109	397	520	
Custer	859	2,107	151	616	1,004	2,713	
Davison	1,582	3,097	174	1,227	1,815	4,214	
Day	989	868	64	493	1,085	1,312	
Deuel	530	847	70	341	590	1,184	
Dewey	788	457	33	208	828	651	
Douglas	205	877	60	187	190	1,119	
Edmunds	422	947	43	326	454	1,250	
Fall River	674	1,587	167	510	669	2,262	
Faulk	180	508	29	175	210	669	
Grant	887	1,405	87	534	906	1,981	
Gregory	483	996	65	284	440	1,373	
Haakon	96	563	53	153	95	764	
Hamlin	551	1,191	111	391	593	1,639	
Hand	341	864	54	240	372	1,120	
Hanson	365	752	67	165	324	1,009	
Harding	46	371	60	121	51	558	
Hughes	1,573	4,197	122	1,058	1,975	4,889	
Hutchinson	575	1,640	75	494	557	2,206	
Hyde	128	384	21	72	147	457	
Jackson	269	472	45	133	274	643	
Jerauld	292	361	26	167	275	557	
Jones	66	292	33	72	70	398	
Kingsbury	669	1,026	61	376	726	1,372	
Lake	1,862	2,283	117	637	1,654	3,175	
Lawrence	2,262	4,793	322	1,582	2,707	6,168	
Lincoln	4,218	9,353	409	3,005	4,951	11,837	
Lyman	361	630	56	194	409	826	
Marshall	693	684	17	360	699	1,022	
McCook	561	998	86	418	591	1,452	
McPherson	173	677	27	154	183	830	
Meade	1,565	4,910	445	1,456	1,905	6,410	
Mellette	305	252	31	98	246	426	
Miner	296	405	32	151	284	586	
Minnehaha	17,739	25,771	1,266	9,886	20,520	33,281	
Moody	833	1,062	75	447	901	1,471	
Pennington	8,244	18,812	1,223	5,439	10,125	23,350	
Perkins	242	792	101	208	222	1,113	
Potter	211	758	22	174	227	931	
Roberts	1,377	1,326	74	464	1,398	1,819	
Sanborn	211	407	41	213	239	626	
Shannon	2,277	226	40	252	2,243	507	
Spink	833	1,151	68	491	870	1,648	
Stanley	289	803	26	177	319	950	
Sully	115	446	22	102	137	545	
Todd	1,529	407	42	238	1,529	632	
Tripp	506	1,328	67	300	500	1,691	
Turner	854	1,701	135	617	928	2,339	
Union	1,268	3,150	133	584	1,403	3,693	
Walworth	420	1,213	49	251	430	1,489	
Yankton	2,497	3,663	239	1,339	2,846	4,778	
Ziebach	293	220	29	90	284	346	
Total	82,456	140,741	8,474	47,741	92,485	183,834	

South Dakota Governor, Lieutenant Governor and Secretary of State
General Election - November 4, 2014

Governor & Lt. Governor			
	Susan Wismer & Susy Blake (D)	Dennis Daugaard & Matt Michels (R)	Michael J. Myers & Lora Hubbel (I)
Aurora	312	776	51
Beadle	1,433	3,974	197
Bennett	276	606	38
Bon Homme	577	1,718	103
Brookings	2,792	6,105	327
Brown	3,864	7,801	354
Brule	388	1,323	54
Buffalo	244	188	23
Butte	513	2,484	207
Campbell	82	516	24
Charles Mix	893	2,172	114
Clark	324	1,140	67
Clay	1,372	2,124	260
Codington	2,158	6,656	295
Corson	363	491	56
Custer	780	2,735	195
Davison	1,255	4,590	203
Day	1,065	1,256	83
Deuel	484	1,203	75
Dewey	666	721	69
Douglas	171	1,121	30
Edmunds	380	1,288	46
Fall River	609	2,125	179
Faulk	157	712	23
Grant	827	1,981	87
Gregory	366	1,369	72
Haakon	72	774	20
Hamlin	472	1,670	90
Hand	290	1,172	32
Hanson	280	1,005	54
Harding	47	517	46
Hughes	1,113	5,668	156
Hutchinson	466	2,215	86
Hyde	111	479	13
Jackson	233	616	57
Jerauld	197	627	16
Jones	60	390	13
Kingsbury	568	1,480	65
Lake	1,205	3,493	172
Lawrence	2,000	6,434	462
Lincoln	3,513	12,768	589
Lyman	318	863	56
Marshall	970	760	33
McCook	462	1,522	73
McPherson	160	848	20
Meade	1,373	6,503	432
Mellette	224	424	33
Miner	224	621	31
Minnehaha	14,716	37,228	2,320
Moody	638	1,658	97
Pennington	7,551	24,340	1,564
Perkins	184	1,066	77
Potter	170	973	23
Roberts	1,346	1,787	86
Sanborn	203	634	28
Shannon	1,875	590	206
Spink	650	1,812	72
Stanley	208	1,042	42
Sully	96	565	20
Todd	1,354	658	132
Tripp	348	1,793	52
Turner	713	2,373	211
Union	1,092	3,754	255
Walworth	370	1,493	52
Yankton	2,088	5,310	326
Ziebach	238	357	33
Total	70,549	195,477	11,377

Secretary of State				
	Lori Stacey (C)	Emmett Reistroffer (L)	Angela Schultz (D)	Shantel Krebs (R)
Aurora	45	26	397	585
Beadle	189	147	1,768	3,130
Bennett	54	32	325	449
Bon Homme	114	56	787	1,238
Brookings	315	301	3,115	4,780
Brown	361	328	4,542	6,027
Brule	73	46	568	960
Buffalo	14	10	296	119
Butte	227	106	591	2,100
Campbell	29	11	83	449
Charles Mix	97	68	1,227	1,570
Clark	52	33	424	853
Clay	117	152	1,691	1,483
Codington	306	242	2,799	4,938
Corson	65	27	408	376
Custer	233	138	854	2,275
Davison	233	138	1,772	3,404
Day	101	58	1,019	991
Deuel	101	50	614	861
Dewey	60	33	863	420
Douglas	43	13	204	948
Edmunds	58	32	497	971
Fall River	175	105	645	1,792
Faulk	27	15	225	556
Grant	99	75	1,012	1,408
Gregory	89	39	501	1,031
Haakon	28	14	107	664
Hamlin	80	47	561	1,363
Hand	42	24	388	919
Hanson	60	20	355	803
Harding	29	24	70	454
Hughes	167	149	1,552	4,803
Hutchinson	82	53	576	1,817
Hyde	10	10	151	400
Jackson	49	17	271	525
Jerauld	24	17	285	427
Jones	23	9	73	332
Kingsbury	74	42	625	1,225
Lake	177	162	1,424	2,714
Lawrence	380	355	2,346	5,220
Lincoln	459	491	4,143	10,825
Lyman	59	41	386	656
Marshall	48	34	761	741
McCook	110	46	583	1,154
McPherson	28	25	181	725
Meade	431	306	1,753	5,260
Mellette	50	19	275	292
Miner	35	19	295	426
Minnehaha	1,596	1,923	17,121	30,219
Moody	88	59	888	1,185
Pennington	1,349	1,206	8,541	20,380
Perkins	96	40	243	864
Potter	42	19	242	769
Roberts	97	63	1,514	1,285
Sanborn	36	20	251	472
Shannon	150	75	2,203	216
Spink	75	59	921	1,276
Stanley	39	34	291	868
Sully	28	19	152	454
Todd	113	69	1,492	398
Tripp	96	35	540	1,383
Turner	167	76	849	1,949
Union	166	151	1,402	3,091
Walworth	61	43	442	1,217
Yankton	308	216	2,400	3,916
Ziebach	29	16	301	246
Total	10,258	8,328	84,181	155,647

Attorney General and State Auditor
General Election - November 4, 2014

Attorney General		
	Chad Haber (L)	Marty Jackley (R)
Aurora	182	885
Beadle	857	4,433
Bennett	204	644
Bon Homme	384	1,833
Brookings	1,602	6,753
Brown	2,406	8,561
Brule	255	1,442
Buffalo	171	243
Butte	489	2,571
Campbell	64	528
Charles Mix	568	2,368
Clark	203	1,150
Clay	853	2,382
Codington	1,385	7,021
Corson	296	512
Custer	565	2,848
Davison	823	4,866
Day	501	1,655
Deuel	269	1,387
Dewey	498	809
Douglas	95	1,139
Edmunds	230	1,334
Fall River	523	2,169
Faulk	104	714
Grant	494	2,155
Gregory	213	1,489
Haakon	63	781
Hamlin	289	1,814
Hand	138	1,256
Hanson	169	1,066
Harding	59	520
Hughes	726	5,952
Hutchinson	248	2,356
Hyde	59	510
Jackson	192	659
Jerauld	91	669
Jones	36	420
Kingsbury	322	1,628
Lake	718	3,691
Lawrence	1,490	6,694
Lincoln	2,116	13,514
Lyman	224	951
Marshall	314	1,198
McCook	249	1,643
McPherson	110	856
Meade	1,147	6,829
Mellette	161	469
Miner	112	681
Minnehaha	9,034	39,817
Moody	463	1,729
Pennington	5,544	25,421
Perkins	185	1,060
Potter	103	1,009
Roberts	739	2,179
Sanborn	123	684
Shannon	1,513	680
Spink	390	1,928
Stanley	139	1,091
Sully	64	592
Todd	994	823
Tripp	264	1,845
Turner	458	2,598
Union	858	3,778
Walworth	249	1,558
Yankton	1,296	5,617
Ziebach	173	391
Total	45,856	208,848

State Auditor		
	Kurt Evans (L)	Steve Barnett (R)
Aurora	181	846
Beadle	927	4,083
Bennett	248	551
Bon Homme	410	1,680
Brookings	1,622	6,116
Brown	2,100	8,672
Brule	279	1,328
Buffalo	184	187
Butte	528	2,361
Campbell	50	534
Charles Mix	619	2,212
Clark	235	1,086
Clay	847	2,162
Codington	1,521	6,386
Corson	276	496
Custer	613	2,603
Davison	862	4,550
Day	511	1,491
Deuel	290	1,280
Dewey	530	671
Douglas	112	1,076
Edmunds	204	1,307
Fall River	576	1,976
Faulk	113	671
Grant	484	2,022
Gregory	241	1,401
Haakon	79	724
Hamlin	323	1,676
Hand	171	1,159
Hanson	163	1,019
Harding	66	497
Hughes	888	5,552
Hutchinson	260	2,203
Hyde	79	472
Jackson	204	602
Jerauld	143	614
Jones	48	397
Kingsbury	312	1,520
Lake	780	3,358
Lawrence	1,614	6,053
Lincoln	2,224	12,416
Lyman	234	884
Marshall	316	1,110
McCook	284	1,506
McPherson	107	835
Meade	1,338	6,019
Mellette	166	432
Miner	130	594
Minnehaha	9,175	36,080
Moody	504	1,556
Pennington	5,991	22,963
Perkins	185	978
Potter	117	944
Roberts	788	1,930
Sanborn	149	617
Shannon	1,548	491
Spink	429	1,795
Stanley	193	996
Sully	78	559
Todd	989	718
Tripp	288	1,748
Turner	476	2,440
Union	842	3,654
Walworth	234	1,506
Yankton	1,432	5,053
Ziebach	193	337
Total	48,103	191,755

State Treasurer and Commissioner of School and Public Lands
General Election - November 4, 2014

State Treasurer			
	Ken Santema (L)	Denny Pierson (D)	Rich Sattgast (R)
Aurora	43	491	552
Beadle	186	1,542	3,588
Bennett	56	354	440
Bon Homme	108	792	1,286
Brookings	688	2,954	4,657
Brown	607	4,202	6,206
Brule	71	536	1,032
Buffalo	20	278	133
Butte	225	611	2,115
Campbell	14	91	476
Charles Mix	121	1,203	1,631
Clark	56	378	918
Clay	198	1,687	1,505
Codington	427	2,650	5,119
Corson	50	429	382
Custer	267	884	2,273
Davison	214	2,265	3,216
Day	117	951	1,083
Deuel	115	547	950
Dewey	74	820	473
Douglas	26	248	932
Edmunds	70	470	997
Fall River	209	718	1,718
Faulk	28	194	602
Grant	129	876	1,602
Gregory	76	526	1,086
Haakon	29	120	644
Hamlin	123	499	1,439
Hand	41	324	1,045
Hanson	49	398	792
Harding	39	73	446
Hughes	248	1,432	4,974
Hutchinson	70	602	1,797
Hyde	18	134	421
Jackson	47	279	521
Jerauld	26	273	472
Jones	18	69	359
Kingsbury	94	608	1,233
Lake	228	1,507	2,649
Lawrence	583	2,258	5,407
Lincoln	721	4,393	10,355
Lyman	58	367	743
Marshall	57	719	783
McCook	82	650	1,153
McPherson	41	165	736
Meade	532	1,785	5,295
Mellette	44	241	348
Miner	29	297	462
Minnehaha	2,515	18,668	28,217
Moody	113	887	1,180
Pennington	1,940	8,798	20,189
Perkins	87	272	839
Potter	35	215	818
Roberts	118	1,389	1,431
Sanborn	35	257	509
Shannon	149	2,216	219
Spink	93	804	1,414
Stanley	52	261	919
Sully	33	117	508
Todd	123	1,473	441
Tripp	84	491	1,508
Turner	141	881	2,001
Union	249	1,405	3,096
Walworth	75	422	1,267
Yankton	363	2,462	3,912
Ziebach	38	294	244
Total	13,615	85,202	155,758

Commissioner of School and Public Lands		
	John English (L)	Ryan Brunner (R)
Aurora	194	750
Beadle	1,001	3,734
Bennett	238	531
Bon Homme	502	1,514
Brookings	1,685	5,946
Brown	2,512	7,373
Brule	322	1,222
Buffalo	190	164
Butte	568	2,425
Campbell	57	506
Charles Mix	695	1,964
Clark	255	999
Clay	944	1,889
Codington	1,641	5,757
Corson	272	492
Custer	699	2,443
Davison	1,021	4,036
Day	557	1,324
Deuel	345	1,112
Dewey	533	622
Douglas	110	1,024
Edmunds	241	1,182
Fall River	616	1,877
Faulk	107	624
Grant	546	1,821
Gregory	326	1,244
Haakon	73	712
Hamlin	367	1,552
Hand	177	1,088
Hanson	187	917
Harding	68	497
Hughes	894	5,218
Hutchinson	299	2,014
Hyde	77	452
Jackson	218	571
Jerauld	118	547
Jones	61	368
Kingsbury	347	1,397
Lake	887	3,021
Lawrence	1,764	5,781
Lincoln	2,637	11,294
Lyman	280	777
Marshall	350	961
McCook	331	1,324
McPherson	93	804
Meade	1,462	5,840
Mellette	210	368
Miner	147	529
Minnehaha	10,887	31,487
Moody	552	1,406
Pennington	6,490	21,649
Perkins	189	979
Potter	138	868
Roberts	859	1,738
Sanborn	154	562
Shannon	1,578	423
Spink	461	1,572
Stanley	205	934
Sully	85	533
Todd	1,080	591
Tripp	377	1,572
Turner	560	2,208
Union	885	3,464
Walworth	247	1,420
Yankton	1,682	4,457
Ziebach	183	337
Total	53,836	174,810

Public Utilities Commission
General Election - November 2, 2010

Public Utilities Commission			
	Wayne Schmidt (C)	David Allen (D)	Gary Hanson (R)
Aurora	46	330	680
Beadle	212	1,577	3,476
Bennett	69	336	438
Bon Homme	117	702	1,378
Brookings	417	2,709	5,253
Brown	488	3,982	6,543
Brule	84	452	1,099
Buffalo	17	284	129
Butte	265	585	2,109
Campbell	34	81	473
Charles Mix	98	1,089	1,763
Clark	68	360	946
Clay	118	1,518	1,753
Codington	368	2,393	5,516
Corson	78	412	385
Custer	274	870	2,247
Davison	207	1,745	3,677
Day	96	832	1,272
Deuel	108	498	1,014
Dewey	95	819	437
Douglas	30	170	1,004
Edmunds	90	402	1,042
Fall River	214	713	1,730
Faulk	37	200	568
Grant	128	796	1,679
Gregory	60	425	1,200
Haakon	34	106	656
Hamlin	96	446	1,506
Hand	38	385	992
Hanson	39	325	862
Harding	44	65	445
Hughes	242	1,348	4,995
Hutchinson	88	438	2,011
Hyde	25	125	414
Jackson	46	268	528
Jerauld	29	239	505
Jones	22	64	359
Kingsbury	66	534	1,338
Lake	207	1,280	2,885
Lawrence	552	2,367	5,203
Lincoln	578	3,304	11,817
Lyman	55	330	765
Marshall	57	628	909
McCook	106	466	1,333
McPherson	44	142	752
Meade	588	1,783	5,235
Mellette	56	246	325
Miner	30	246	503
Minnehaha	2,040	13,852	34,129
Moody	110	755	1,334
Pennington	1,891	8,660	19,852
Perkins	111	239	853
Potter	69	183	826
Roberts	94	1,229	1,699
Sanborn	46	233	519
Shannon	139	2,185	241
Spink	66	782	1,470
Stanley	57	280	884
Sully	27	117	510
Todd	143	1,466	433
Tripp	89	448	1,531
Turner	130	607	2,376
Union	215	1,233	3,311
Walworth	224	314	1,280
Yankton	304	2,522	4,080
Ziebach	27	304	249
Total	12,642	74,824	167,726

State Senate
General Election - November 4, 2014

District 1

	Jason Frerichs (D)	
Brown	740	
Day	1,578	
Marshall	1,096	
Roberts	2,239	
Total	5,629	

District 2

	Chuck Welke (D)	Brock L. Greefield (R)
Brown	1,657	1,138
Clark	572	946
Hamlin	687	1,486
Spink	1,220	1,014
Total	4,136	4,584

District 3

	Mark Remily (D)	David Novstrup (R)
Brown	3,596	4,074
Total	3,596	4,074

District 4

	Jim Peterson (D)	
Brookings	1,692	
Codington	669	
Deuel	1,214	
Grant	1,889	
Total	5,464	

District 5

	Ried Hollen (R)	
Codington	5,724	
Total	5,724	

District 6

	Mel Zelmer (D)	Ernie Otten (R)
Lincoln	1,915	4,877
Total	1,915	4,877

District 7

	Jay Vanduch (D)	Larry Tidemann (R)
Brookings	2,223	3,729
Total	2,223	3,729

District 8

	Scott Parsley (D)	Chuck Jones (R)
Lake	2,648	2,111
Miner	481	350
Moody	1,055	1,290
Sanborn	358	437
Total	4,542	4,188

District 9

	Deb Peters (R)	
Minnehaha	4,241	
Total	4,241	

District 10

	Michael Schultz (D)	Jenna Haggar (R)
Minnehaha	2,513	4,272
Total	2,513	4,272

District 11

	Tom Cool (D)	David M. Omdahl (R)
Minnehaha	3,071	4,545
Total	3,071	4,545

District 12

	Jim Sanden (D)	Blake Curd (R)
Lincoln	864	1,751
Minnehaha	1,972	2,514
Total	2,836	4,265

District 13

	Phyllis Heineman (R)	
Lincoln	2,796	
Minnehaha	3,349	
Total	6,145	

District 14

	Deb Soholt (R)	
Minnehaha	6,023	
Total	6,023	

State Senate
General Election - November 4, 2014

District 15

	Angie Buhl O'Donnell (D)
Minnehaha	2,349
Total	2,349

District 16

	Ann Tomberg (D)	Dan Lederman (R)
Lincoln	1,333	1,570
Union	2,210	2,872
Total	3,543	4,442

District 17

	Michelle Malone (D)	Arthur L. Rusch (R)
Clay	1,744	1,936
Turner	1,054	1,937
Total	2,798	3,873

District 18

	Bernie Hunhoff (D)	Matt Stone (R)
Yankton	4,300	3,403
Total	4,300	3,403

District 19

	Bill L. Van Gerpen (R)
Bon Homme	1,115
Douglas	1,099
Hanson	929
Hutchinson	2,141
McCook	1,345
Total	6,692

District 20

	Mike Vehle (R)
Aurora	790
Davison	4,592
Jerauld	549
Total	5,931

District 21

	Billie H. Sutton (D)
Bon Homme	594
Charles Mix	2,310
Gregory	1,394
Tripp	1,523
Total	5,821

District 22

	Darrell Raschke (D)	Jim White (R)
Beadle	1,562	3,888
Kingsbury	637	1,292
Total	2,199	5,180

District 23

	Corey Brown (R)
Campbell	506
Edmunds	1,203
Faulk	653
Hand	1,019
McPherson	800
Potter	975
Spink	191
Walworth	1,480
Total	6,827

District 24

	Ruth Rehn (D)	Jeff Monroe (R)
Hughes	2,960	3,822
Hyde	163	409
Stanley	503	758
Sully	185	489
Total	3,811	5,478

District 25

	Bill Laird (D)	Tim Rave (R)
Minnehaha	2,577	5,492
Total	2,577	5,492

District 26

	Troy E. Heinert (D)	John Koskan (R)
Brule	647	1,018
Buffalo	333	110
Jones	135	320
Lyman	480	717
Mellette	370	313
Todd	1,782	405
Total	3,747	2,883

District 27

	Jim Bradford (D)
Bennett	614
Haakon	333
Jackson	467
Pennington	72
Shannon	2,374
Total	3,860

District 28

	Oren L. Lesmister (D)	Betty Olson (R)
Butte	706	1,651
Corson	463	456
Dewey	1,095	379
Harding	210	391
Perkins	455	881
Ziebach	388	239
Total	3,317	3,997

District 29

	Gary L. Cammack (R)
Butte	564
Meade	4,910
Pennington	143
Total	5,617

District 30

	Bruce Rampelberg (R)
Custer	2,482
Fall River	1,938
Pennington	2,664
Total	7,084

District 31

	Bob Ewing (R)
Lawrence	6,318
Total	6,318

District 32

	Alan D. Solano (R)
Pennington	5,134
Total	5,134

District 33

	Robin A. Page (D)	Phil Jensen (R)
Meade	517	1,121
Pennington	2,226	3,895
Total	2,743	5,016

District 34

	Craig Tieszen (R)
Pennington	6,776
Total	6,776

District 35

	Terri Haverly (R)
Pennington	3,901
Total	3,901

State House of Representatives
General Election - November 4, 2014

District 1

	Steven D. McCleerey (D)	Dennis A. Feickert (D)
Brown	474	845
Day	957	1,188
Marshall	737	861
Roberts	1,799	1,218
<i>Total</i>	3,967	4,112

District 2

	John Graham (D)	Natasha Noethlich (D)	Lana Greenfield (R)	Burton "Burt" Tulson (R)
Brown	1,090	1,264	1,287	1,050
Clark	270	682	779	751
Hamlin	385	607	1,150	1,450
Spink	629	1,199	1,148	671
<i>Total</i>	2,374	3,752	4,364	3,922

District 3

	Burt Elliot (D)	Pat Hale (D)	Daniel Kaiser (R)	Al Novstrup (R)
Brown	3,404	2,778	3,709	3,931
<i>Total</i>	3,404	2,778	3,709	3,931

District 4

	Kathy Tyler (D)	Peggy Schuelke (D)	Dr. Fred Deutsch (R)	John Wilk (R)
Brookings	1,143	843	1,600	1,397
Codington	412	417	640	615
Duel	704	589	859	738
Grant	1,331	1,277	1,327	1,182
<i>Total</i>	3,590	3,126	4,426	3,932

District 5

	Roger Solum (R)	Lee Schoenbeck (R)
Codington	4,703	4,754
<i>Total</i>	4,703	4,754

District 6

	Richard F. Schriever (D)	Isaac Latterell (R)	Herman Otten (R)
Lincoln	1,971	3,274	4,409
Total	1,971	3,274	4,909

District 7

	Spencer Hawley (D)	Scott Munsterman (R)
Brookings	3,560	3,598
Total	3,560	3,598

District 8

	Patrick G. Heinemann (D)	Jeff Nelson (D)	Dr. Leslie Heinemann (R)	Matthew Wollmann (R)
Lake	968	2,083	2,158	2,966
Miner	241	401	351	366
Moody	603	864	1,471	870
Sanborn	229	296	399	393
Total	2,041	3,644	4,379	4,595

District 9*

	Becky Jaspers (D)	Paula Hawks (D)	Steve Hickey (R)	Bob Deelstra (R)
Minnehaha	1,882	2,662	3,027	2,654
Total	1,882	2,662	3,027	2,654

*Recount results on Page 47

District 10

	Jo Hausman (D)	James Wrigg (D)	Don Hagggar (R)	Steven Haugaard (R)
Minnehaha	2,402	1,769	3,774	3,574
Total	2,402	1,769	3,774	3,574

State House of Representatives
General Election - November 4, 2014

District 11

	Darrell Solberg (D)	James Larson (D)	Mark K. Willadsen (R)	Jim Stalzer (R)
Lincoln	3,024	2,219	3,770	4,316
<i>Total</i>	3,024	2,219	3,770	4,316

District 12

	Eilee Spawn (D)	Susan Randall (D)	Alex Jensen (R)	Arch Beal (R)
Lincoln	561	899	1,463	1,632
Minnehaha	1,443	2,282	2,069	2,201
<i>Total</i>	2,004	3,181	3,532	3,833

District 13

	Kay Wilds (D)	G. Mark Michelson (R)	Steve Westra (R)
Lincoln	840	2,518	2,000
Minnehaha	2,018	2,975	2,141
<i>Total</i>	2,858	5,493	4,141

District 14

	Valerie Loudenback (D)	Chris McClure (D)	Larry P. Zikmund (R)	Tom Holmes (R)
Minnehaha	3,251	2,855	4,474	4,154
<i>Total</i>	3,251	2,855	4,474	4,154

District 15

	Karen Soli (D)	Patrick Kirschman (D)	Eric Legget (R)
Minnehaha	1,924	1,476	1,323
<i>Total</i>	1,924	1,476	1,323

District 16

	David L. Anderson (R)	Jim Bolin (R)
Lincoln	1,536	2,014
Union	2,350	3,293
<i>Total</i>	3,886	5,307

District 17

	Ray Ring (D)	Marion Sorlien (D)	Sheri Kaufman (R)	Nancy Rasmussen (R)
Clay	2,305	1,595	981	1,370
Turner	978	1,189	1,202	1,909
Total	3,283	2,784	2,183	3,279

District 18

	Jay Williams (D)	Terry Winter (D)	Mike Stevens (R)	Jean Hunoff (R)
Yankton	2,336	2,672	4,604	3,966
Total	2,336	2,672	4,604	3,966

District 19

	Kyle Schoenfish (D)	Kent S. Peterson (R)
Bon Homme	987	601
Douglas	837	692
Hanson	683	706
Hutchinson	2,023	1,136
McCook	896	1,194
Total	5,426	4,329

District 20

	James V. Schrzmann (D)	Tona Rozum (R)	Joshua M. Klumb (R)
Aurora	432	602	648
Davison	2,351	3,400	3,349
Jerauld	379	398	386
Total	3,162	4,400	4,383

District 21

	Carrie Ackerman-Rice (D)	Julie Bartling (D)	Lee Qualm (R)
Bon Homme	189	367	592
Charles Mix	947	1,629	1,743
Gregory	302	1,198	1,006
Tripp	326	1,106	1,417
Total	1,764	4,300	4,758

State House of Representatives
General Election - November 4, 2014

District 22

	Peggy Gibson (D)	Julie Wollschlager (D)	Dick Werner (R)
Beadle	3,379	1,798	3,042
Kingsbury	869	928	1,083
<i>Total</i>	4,248	2,726	4,125

District 23

	Justin Cronin (R)	Michele Harrison (R)
Campbell	410	374
Edmunds	1,005	851
Faulk	544	428
Hand	868	779
McPherson	640	567
Potter	873	505
Spink	156	152
Walworth	1,191	1,109
<i>Total</i>	5,687	4,765

District 24

	Tim Rounds (R)	Mary Duvall (R)
Hughes	4,240	4,725
Hyde	337	383
Stanley	772	841
Sully	426	453
<i>Total</i>	5,775	6,402

District 25

	Kris Langer (R)	Roger Hunt (R)
Minnehaha	4,367	4,601
<i>Total</i>	4,367	4,601

District 26A

	Shawn L. Bordeaux (D)
Mellette	355
Todd	1,645
<i>Total</i>	2,000

District 26B

	Marty Jandreau (D)	James Schaefer (R)
Brule	565	1,138
Buffalo	319	129
Jones	73	382
Lyman	441	781
<i>Total</i>	<i>1,398</i>	<i>2,430</i>

District 27

	Anna Takes The Shield (D)	Kevin Killer (D)	Elizabeth May (R)	Everette L. McKinley (R)
Bennett	216	296	616	193
Haakon	74	125	719	148
Jackson	182	223	629	165
Pennington	20	28	224	54
Shannon	1,512	2,044	388	102
<i>Total</i>	<i>2,004</i>	<i>2,716</i>	<i>2,576</i>	<i>662</i>

District 28A

	Dean Schremp (D)
Corson	615
Dewey	1,108
Ziebach	427
<i>Total</i>	<i>2,150</i>

District 28B

	J. Sam Marty (R)
Butte	1,793
Harding	516
Perkins	1,056
<i>Total</i>	<i>3,365</i>

District 29

	Dean Wink (R)	Thomas J. Brunner (R)
Butte	366	459
Meade	3,621	3,753
Pennington	89	121
<i>Total</i>	<i>4,076</i>	<i>4,333</i>

State House of Representatives
General Election - November 4, 2014

District 30

	Mike Verchlo (R)	Lance Russell (R)	Gardner Gray (I)
Custer	2,022	1,961	1,263
Fall River	1,537	1,410	1,258
Pennington	2,216	2,013	922
<i>Total</i>	<i>5,775</i>	<i>5,384</i>	<i>3,443</i>

District 31

	Timothy R. Johns (R)	Fred W. Romkema (R)
Lawrence	4,912	5,550
<i>Total</i>	<i>4,912</i>	<i>5,550</i>

District 32

	Ritchie Nordstrom (D)	Kristin A. Conzet (R)	Brian Gosch (R)	Brett Monson (I)
Pennington	3,007	3,437	3,928	1,230
<i>Total</i>	<i>3,007</i>	<i>3,437</i>	<i>3,928</i>	<i>1,230</i>

District 33

	Rochelle R. Hagel (D)	Scott W. Craig (R)	Jacqueline Sly (R)	Susan Hixson (I)
Meade	406	907	976	298
Pennington	1,888	3,329	3,553	1,114
<i>Total</i>	<i>2,294</i>	<i>4,236</i>	<i>4,529</i>	<i>1,412</i>

District 34

	Steve Stenson (D)	Jeff Partridge (R)	Dan Dryden (R)
Pennington	2,735	4,533	5,233
<i>Total</i>	<i>2,735</i>	<i>4,533</i>	<i>5,233</i>

District 35

	Dave Freytag (D)	Lynne Disanto (R)	Blaine "Chip" Campbell (R)
Pennington	1,916	3,008	3,509
<i>Total</i>	<i>1,916</i>	<i>3,008</i>	<i>3,509</i>

Justice Steven L. Zinter
Representing the Third Supreme Court District

Justice Lori Scully Wilbur
Representing the Forth Supreme Court District

	YES	NO
Aurora	708	156
Beadle	3,633	693
Bennett	455	229
Bon Homme	1,453	329
Brookings	5,719	1,008
Brown	8,248	1,570
Brule	1,126	282
Buffalo	210	128
Butte	1,950	544
Campbell	380	68
Charles Mix	1,820	511
Clark	886	215
Clay	2,278	480
Codington	5,610	1,161
Corson	476	238
Custer	2,227	563
Davison	4,069	606
Day	1,408	349
Deuel	1,100	232
Dewey	713	381
Douglas	836	143
Edmunds	1,053	235
Fall River	1,558	530
Faulk	550	112
Grant	1,799	416
Gregory	1,118	289
Haakon	558	116
Hamlin	1,252	297
Hand	967	180
Hanson	718	197
Harding	381	78
Hughes	5,921	548
Hutchinson	1,683	274
Hyde	392	93
Jackson	504	201
Jerauld	502	103
Jones	316	60
Kingsbury	1,307	245
Lake	3,036	526
Lawrence	5,474	1,425
Lincoln	10,472	1,756
Lyman	746	234
Marshall	1,044	210
McCook	1,253	271
McPherson	667	129
Meade	4,914	1,450
Mellette	383	145
Miner	485	113
Minnehaha	31,812	6,110
Moody	1,436	355
Pennington	20,151	4,823
Perkins	702	234
Potter	734	160
Roberts	1,812	529
Sanborn	512	103
Shannon	1,053	905
Spink	1,702	296
Stanley	1,050	133
Sully	514	78
Todd	1,006	727
Tripp	1,418	360
Turner	2,041	394
Union	3,078	780
Walworth	1,151	264
Yankton	4,423	1,092
Ziebach	295	176
Total	169,248	37,638

	YES	NO
Aurora	700	150
Beadle	3,574	685
Bennett	493	202
Bon	1,428	328
Brookings	5,661	985
Brown	8,016	1,650
Brule	1,123	282
Buffalo	240	103
Butte	1,951	528
Campbell	363	74
Charles Mix	1,810	483
Clark	871	204
Clay	2,292	451
Codington	5,578	1,086
Corson	490	223
Custer	2,245	526
Davison	4,003	605
Day	1,428	302
Deuel	1,089	222
Dewey	766	328
Douglas	798	156
Edmunds	1,016	239
Fall River	1,566	504
Faulk	545	111
Grant	1,781	382
Gregory	1,146	269
Haakon	539	134
Hamlin	1,227	306
Hand	975	176
Hanson	719	179
Harding	375	81
Hughes	5,604	788
Hutchinson	1,660	276
Hyde	385	113
Jackson	515	182
Jerauld	498	104
Jones	314	71
Kingsbury	1,283	234
Lake	3,106	522
Lawrence	5,481	1,349
Lincoln	10,411	1,775
Lyman	765	259
Marshall	1,040	198
McCook	1,245	254
McPherson	641	138
Meade	4,915	1,404
Mellette	413	122
Miner	491	102
Minnehaha	31,593	6,023
Moody	1,443	326
Pennington	20,331	4,512
Perkins	699	230
Potter	776	164
Roberts	1,874	449
Sanborn	514	91
Shannon	1,202	767
Spink	1,683	288
Stanley	992	189
Sully	504	94
Todd	1,105	620
Tripp	1,438	354
Turner	2,001	395
Union	3,078	767
Walworth	1,139	246
Yankton	4,434	1,037
Ziebach	314	160
Total	168,695	36,557

Supreme Court Retention
General Election - November 4, 2014

Justice David Gilbertson
Representing the Fifth Supreme Court District

	YES	NO
Aurora	718	150
Beadle	3,606	634
Bennett	454	206
Bon Homme	1,453	299
Brookings	6,029	881
Brown	8,442	1,458
Brule	1,137	251
Buffalo	222	114
Butte	1,925	510
Campbell	375	59
Charles Mix	1,830	461
Clark	892	196
Clay	2,311	466
Codington	5,858	986
Corson	486	218
Custer	2,219	541
Davison	4,050	570
Day	1,677	244
Deuel	1,113	194
Dewey	727	337
Douglas	814	136
Edmunds	1,058	201
Fall River	1,542	488
Faulk	541	111
Grant	1,811	380
Gregory	1,134	253
Haakon	550	110
Hamlin	1,306	254
Hand	970	170
Hanson	726	170
Harding	377	74
Hughes	5,693	524
Hutchinson	1,708	240
Hyde	383	88
Jackson	484	185
Jerauld	515	78
Jones	305	56
Kingsbury	1,355	214
Lake	3,099	463
Lawrence	5,393	1,354
Lincoln	10,713	1,601
Lyman	745	223
Marshall	1,239	172
McCook	1,282	232
McPherson	646	120
Meade	4,865	1,364
Mellette	375	130
Miner	513	91
Minnehaha	32,683	5,532
Moody	1,489	307
Pennington	20,059	4,551
Perkins	693	221
Potter	745	138
Roberts	2,362	393
Sanborn	521	87
Shannon	1,087	807
Spink	1,724	254
Stanley	993	129
Sully	507	70
Todd	1,012	677
Tripp	1,374	342
Turner	2,077	361
Union	3,092	718
Walworth	1,157	230
Yankton	4,468	1,010
Ziebach	299	155
<i>Total</i>	172,008	34,239

Judge of the Circuit Court
General Election - November 4, 2014

Position A-First Circuit

	Timothy W. Bjorkman
Aurora	515
Bon Homme	863
Brule	866
Buffalo	105
Charles Mix	1,170
Clay	1,201
Davison	3,142
Douglas	586
Hanson	563
Hutchinson	1,363
McCook	1,309
Turner	1,217
Union	1,722
Yankton	2,536
<i>Total</i>	17,158

Position C-First Circuit

	Bruce V. Anderson
Aurora	379
Bon Homme	892
Brule	743
Buffalo	100
Charles Mix	1,962
Clay	1,027
Davison	2,475
Douglas	604
Hanson	380
Hutchinson	1,194
McCook	833
Turner	1,064
Union	1,625
Yankton	2,566
<i>Total</i>	15,844

Position E-First Circuit

	Patrick T. Smith
Aurora	409
Bon Homme	809
Brule	660
Buffalo	78
Charles Mix	1,057
Clay	1,006
Davison	2,941
Douglas	528
Hanson	426
Hutchinson	1,176
McCook	832
Turner	1,006
Union	1,568
Yankton	2,495
<i>Total</i>	14,991

Position B-First Circuit

	Steven R. Jensen
Aurora	388
Bon Homme	842
Brule	662
Buffalo	86
Charles Mix	1,076
Clay	1,242
Davison	2,452
Douglas	531
Hanson	415
Hutchinson	1,162
McCook	857
Turner	1,070
Union	1,949
Yankton	2,648
<i>Total</i>	15,380

Position D-First Circuit

	Cheryle Gering
Aurora	369
Bon Homme	854
Brule	647
Buffalo	107
Charles Mix	1,085
Clay	1,142
Davison	2,422
Douglas	529
Hanson	385
Hutchinson	1,379
McCook	840
Turner	1,172
Union	1,669
Yankton	2,770
<i>Total</i>	15,370

Position F-First Circuit

	Glen W. Eng
Aurora	360
Bon Homme	988
Brule	630
Buffalo	72
Charles Mix	1,044
Clay	1,074
Davison	2,342
Douglas	526
Hanson	368
Hutchinson	1,125
McCook	816
Turner	1,005
Union	1,595
Yankton	3,474
<i>Total</i>	15,419

Judge of the Circuit Court
General Election - November 4, 2014

Position A-Second Circuit

	Robin J. Houwman
Lincoln	6,522
Minnehaha	16,912
<i>Total</i>	23,434

Position F-Second Circuit

	Joseph Neiles
Lincoln	6,430
Minnehaha	16,373
<i>Total</i>	22,803

Position B-Second Circuit

	Mark Salter
Lincoln	6,627
Minnehaha	17,071
<i>Total</i>	23,698

Position G-Second Circuit

	James A. Power	Joni M. Cutler
Lincoln	5,207	5,631
Minnehaha	12,625	18,518
<i>Total</i>	17,832	24,149

Position C-Second Circuit

	Bradley G. Zell
Lincoln	6,772
Minnehaha	17,883
<i>Total</i>	24,655

Position H- Circuit

	Susan Sabers
Lincoln	6,724
Minnehaha	17,904
<i>Total</i>	26,628

Position D-Second Circuit

	Patricia Riepel
Lincoln	6,754
Minnehaha	18,318
<i>Total</i>	25,072

Position I- Circuit

	Doug Hoffman
Lincoln	6,638
Minnehaha	18,048
<i>Total</i>	24,686

Position E-Second Circuit

	John Hinrichs	John Pekas
Lincoln	5,054	4,966
Minnehaha	14,462	16,743
<i>Total</i>	19,516	21,709

Position J- Circuit

	Larry Long
Lincoln	7,941
Minnehaha	22,098
<i>Total</i>	30,039

Judge of the Circuit Court
General Election - November 4, 2014

Position A-Third Circuit

	Robert L. Timm
Beadle	2,731
Brookings	3,196
Clark	832
Codington	5,723
Deuel	882
Grant	1,755
Hamlin	943
Hand	638
Jerauld	333
Kingsbury	733
Lake	1,915
Miner	287
Moody	835
Sanborn	308
<i>Total</i>	21,111

Position C-Third Circuit

	Jon R. Erickson
Beadle	3,360
Brookings	3,130
Clark	599
Codington	4,291
Deuel	769
Grant	1,285
Hamlin	795
Hand	733
Jerauld	356
Kingsbury	802
Lake	1,917
Miner	290
Moody	812
Sanborn	327
<i>Total</i>	19,466

Position E-Third Circuit

	Robert L. Spears	Ronald K. Roehr
Beadle	1,493	1,360
Brookings	2,087	1,702
Clark	505	404
Codington	3,054	3,642
Deuel	542	612
Grant	473	1,982
Hamlin	700	483
Hand	540	247
Jerauld	242	135
Kingsbury	455	304
Lake	1,266	756
Miner	239	95
Moody	663	405
Sanborn	262	111
<i>Total</i>	12,521	12,238

Position B-Third Circuit

	Vincent A. Foley
Beadle	2,572
Brookings	3,366
Clark	707
Codington	5,836
Deuel	822
Grant	1,319
Hamlin	1,029
Hand	614
Jerauld	317
Kingsbury	699
Lake	1,945
Miner	291
Moody	815
Sanborn	290
<i>Total</i>	20,622

Position D-Third Circuit

	Gregory J. Stoltenburg
Beadle	2,489
Brookings	3,308
Clark	600
Codington	4,405
Deuel	1,177
Grant	1,273
Hamlin	839
Hand	600
Jerauld	298
Kingsbury	689
Lake	1,867
Miner	280
Moody	824
Sanborn	272
<i>Total</i>	18,921

Position F-Third Circuit

	Tim D. Tucker
Beadle	2,442
Brookings	3,077
Clark	579
Codington	4,105
Deuel	758
Grant	1,229
Hamlin	773
Hand	610
Jerauld	310
Kingsbury	800
Lake	3,055
Miner	427
Moody	1,085
Sanborn	294
<i>Total</i>	19,544

Judge of the Circuit Court
General Election - November 4, 2014

Position A-Fourth Circuit

	Jerome A. Eckrich
Butte	1,418
Corson	321
Dewey	464
Harding	274
Lawrence	4,693
Meade	4,216
Perkins	567
Ziebach	185
<i>Total</i>	12,138

Position C-Fourth Circuit

	Michelle K. Percy
Butte	1,469
Corson	340
Dewey	473
Harding	266
Lawrence	4,891
Meade	3,841
Perkins	509
Ziebach	192
<i>Total</i>	11,981

Position B-Fourth Circuit

	Michael W. Day
Butte	1,929
Corson	336
Dewey	445
Harding	297
Lawrence	4,345
Meade	3,675
Perkins	513
Ziebach	183
<i>Total</i>	11,723

Position D-Fourth Circuit

	Randall Macy
Butte	1,700
Corson	281
Dewey	403
Harding	284
Lawrence	4,516
Meade	3,583
Perkins	542
Ziebach	172
<i>Total</i>	11,481

Position A-Fifth Circuit

	Jon S. Flemmer
Brown	6,279
Campbell	287
Day	1,508
Edmunds	800
Faulk	400
Marshall	737
McPherson	564
Roberts	1,456
Spink	1,107
Walworth	827
<i>Total</i>	13,965

Position C-Fifth Circuit

	Scott P. Myren
Brown	5,837
Campbell	366
Day	941
Edmunds	814
Faulk	404
Marshall	662
McPherson	532
Roberts	1,107
Spink	1,075
Walworth	1,126
<i>Total</i>	12,864

Position B-Fifth Circuit

	Tony L. Portra
Brown	6,901
Campbell	270
Day	969
Edmunds	802
Faulk	456
Marshall	714
McPherson	524
Roberts	1,157
Spink	1,203
Walworth	806
<i>Total</i>	13,802

Position D-Fifth Circuit

	Richard A. Sommers
Brown	6,122
Campbell	268
Day	1,081
Edmunds	797
Faulk	392
Marshall	1,008
McPherson	525
Roberts	1,151
Spink	1,082
Walworth	781
<i>Total</i>	13,207

Judge of the Circuit Court
General Election - November 4, 2014

Position A-Sixth Circuit

	Mark Barnett
Bennett	451
Gregory	999
Haakon	516
Hughes	4,878
Hyde	359
Jackson	494
Jones	287
Lyman	678
Mellette	351
Potter	687
Stanley	864
Sully	452
Todd	868
Tripp	1,333
<i>Total</i>	<i>13,217</i>

Position C-Sixth Circuit

	John L. Brown
Bennett	319
Gregory	726
Haakon	400
Hughes	4,312
Hyde	303
Jackson	358
Jones	179
Lyman	467
Mellette	227
Potter	560
Stanley	777
Sully	380
Todd	638
Tripp	1,108
<i>Total</i>	<i>10,754</i>

Position B-Sixth Circuit

	Patricia J. Devaney
Bennett	326
Gregory	710
Haakon	385
Hughes	4,017
Hyde	299
Jackson	352
Jones	176
Lyman	461
Mellette	240
Potter	501
Stanley	694
Sully	339
Todd	692
Tripp	1,040
<i>Total</i>	<i>10,232</i>

Position D-Sixth Circuit

	Kathleen Feiker Trandahl
Bennett	435
Gregory	903
Haakon	372
Hughes	4,002
Hyde	290
Jackson	373
Jones	196
Lyman	496
Mellette	295
Potter	490
Stanley	699
Sully	352
Todd	784
Tripp	1,562
<i>Total</i>	<i>11,249</i>

Judge of the Circuit Court
 General Election - November 4, 2014

Position A-Seventh Circuit

	Robert A. Mandel
Custer	1,341
Fall River	879
Pennington	12,923
Shannon	629
<i>Total</i>	15,772

Position D-Seventh Circuit

	Jeff W. Davis
Custer	1,620
Fall River	1,063
Pennington	15,659
Shannon	581
<i>Total</i>	18,923

Position F-Seventh Circuit

	Craig A. Pfeifle
Custer	1,293
Fall River	829
Pennington	13,859
Shannon	479
<i>Total</i>	16,460

Position B-Seventh Circuit

	Wally A. Eklund
Custer	1,338
Fall River	886
Pennington	13,042
Shannon	543
<i>Total</i>	15,809

Position E-Seventh Circuit

	Janine M. Kern
Custer	1,515
Fall River	1,054
Pennington	16,188
Shannon	643
<i>Total</i>	19,400

Position G-Seventh Circuit

	Robert Gusinsky
Custer	1,297
Fall River	831
Pennington	12,791
Shannon	482
<i>Total</i>	15,401

Position C-Seventh Circuit

	Heidi L. Lingren	Jane M. Farrell
Custer	1,310	1,350
Fall River	613	1,890
Pennington	13,718	8,386
Shannon	341	1,017
<i>Total</i>	15,982	12,643

Constitutional Amendments
General Election - November 4, 2014

Constitutional Amendment Q

For description, see page 44

	YES	NO
Aurora	505	608
Beadle	2,754	2,672
Bennett	484	393
Bon Homme	1,185	1,125
Brookings	4,877	4,018
Brown	6,579	5,052
Brule	853	875
Buffalo	249	196
Butte	1,735	1,421
Campbell	293	293
Charles Mix	1,467	1,525
Clark	727	709
Clay	2,247	1,369
Codington	4,680	4,184
Corson	409	484
Custer	2,039	1,611
Davison	3,180	2,717
Day	1,137	1,130
Deuel	878	822
Dewey	867	504
Douglas	453	827
Edmunds	932	680
Fall River	1,619	1,196
Faulk	446	410
Grant	1,392	1,382
Gregory	797	958
Haakon	400	448
Hamlin	990	1,141
Hand	667	778
Hanson	621	654
Harding	316	286
Hughes	4,203	2,640
Hutchinson	1,127	1,536
Hyde	278	312
Jackson	491	397
Jerauld	403	385
Jones	193	264
Kingsbury	1,031	1,024
Lake	2,595	2,030
Lawrence	5,425	3,401
Lincoln	9,963	6,423
Lyman	704	496
Marshall	893	766
McCook	1,041	978
McPherson	382	528
Meade	4,886	3,375
Mellette	339	315
Miner	398	429
Minnehaha	31,089	21,126
Moody	1,317	975
Pennington	19,627	13,324
Perkins	597	712
Potter	597	514
Roberts	1,546	1,506
Sanborn	436	389
Shannon	1,656	728
Spink	1,399	1,040
Stanley	773	498
Sully	388	285
Todd	1,316	760
Tripp	1,104	1,033
Turner	1,557	1,608
Union	3,078	1,816
Walworth	898	916
Yankton	4,454	3,041
Ziebach	303	288
Total	152,265	116,326

Initiated Measure 17

For description, see page 44

	YES	NO
Aurora	619	503
Beadle	3,961	1,509
Bennett	493	383
Bon Homme	1,305	1,011
Brookings	6,268	2,653
Brown	7,584	4,006
Brule	927	803
Buffalo	260	179
Butte	1,777	1,370
Campbell	340	231
Charles Mix	1,432	1,576
Clark	938	510
Clay	2,606	1,032
Codington	6,253	2,551
Corson	604	281
Custer	2,113	1,542
Davison	3,671	2,272
Day	1,444	836
Deuel	1,178	543
Dewey	901	470
Douglas	579	695
Edmunds	987	645
Fall River	1,801	997
Faulk	526	325
Grant	1,821	955
Gregory	873	887
Haakon	387	455
Hamlin	1,406	708
Hand	800	639
Hanson	748	532
Harding	346	247
Hughes	4,159	2,612
Hutchinson	1,397	1,277
Hyde	333	252
Jackson	533	346
Jerauld	418	398
Jones	221	226
Kingsbury	1,224	818
Lake	2,875	1,756
Lawrence	5,270	3,491
Lincoln	9,805	6,756
Lyman	685	512
Marshall	993	659
McCook	1,076	945
McPherson	518	454
Meade	4,938	3,308
Mellette	412	242
Miner	473	375
Minnehaha	31,744	20,993
Moody	1,460	848
Pennington	20,177	12,793
Perkins	758	528
Potter	645	464
Roberts	1,802	1,237
Sanborn	509	339
Shannon	1,668	725
Spink	1,621	795
Stanley	753	511
Sully	338	327
Todd	1,479	572
Tripp	1,136	974
Turner	1,844	1,347
Union	3,625	1,223
Walworth	1,011	787
Yankton	5,191	2,323
Ziebach	362	233
Total	166,401	102,792

Initiated Measure 18

For description, see page 45

	YES	NO
Aurora	424	708
Beadle	2,939	2,605
Bennett	492	407
Bon Homme	1,182	1,176
Brookings	5,392	3,665
Brown	7,599	4,221
Brule	805	935
Buffalo	327	124
Butte	1,676	1,512
Campbell	291	312
Charles Mix	1,490	1,582
Clark	727	749
Clay	2,493	1,229
Codington	4,902	4,129
Corson	560	362
Custer	1,957	1,743
Davison	2,747	3,252
Day	1,409	925
Deuel	947	793
Dewey	964	453
Douglas	449	858
Edmunds	963	699
Fall River	1,611	1,259
Faulk	436	438
Grant	1,492	1,368
Gregory	756	1,041
Haakon	320	538
Hamlin	1,044	1,140
Hand	735	739
Hanson	536	776
Harding	216	386
Hughes	3,049	3,856
Hutchinson	1,075	1,645
Hyde	290	303
Jackson	445	452
Jerauld	390	436
Jones	182	279
Kingsbury	1,071	1,022
Lake	2,556	2,201
Lawrence	5,390	3,491
Lincoln	8,650	8,091
Lyman	618	588
Marshall	1,016	683
McCook	924	1,110
McPherson	430	554
Meade	4,160	4,162
Mellette	375	293
Miner	411	456
Minnehaha	31,370	22,245
Moody	1,405	946
Pennington	18,343	14,997
Perkins	494	827
Potter	473	669
Roberts	1,921	1,206
Sanborn	324	531
Shannon	2,268	231
Spink	1,473	1,010
Stanley	548	737
Sully	274	402
Todd	1,736	387
Tripp	865	1,298
Turner	1,618	1,613
Union	2,787	2,214
Walworth	803	1,055
Yankton	4,849	2,798
Ziebach	355	255
Total	150,819	123,167

2014 Constitutional Amendments

The following amendment to the State Constitution is submitted to the voters by the Legislature. The amendment will not become effective unless approved by majority vote.

Constitutional Amendment Q

Title:

An Amendment to the South Dakota Constitution authorizing the Legislature to allow roulette, keno and craps in Deadwood.

Attorney General Explanation:

The Constitution currently authorizes the Legislature to allow two kinds of games of chance in Deadwood: limited card games and slot machines. The proposed amendment authorizes the Legislature to also allow roulette, keno and craps in Deadwood.

Under federal law, any games of chance authorized by the Legislature to be offered in Deadwood would also be allowed at on-reservation tribal casinos.

A vote "Yes" is for changing the constitution to allow the Legislature to authorize roulette, keno and craps in Deadwood.
A vote "No" will leave the constitution as it is.

Full Text of Constitutional Amendment Q

That Article III, section 25 of the Constitution of the State of South Dakota, be amended to read as follows:

§ 25. The Legislature shall not authorize any game of chance, lottery, or gift enterprise, under any pretense, or for any purpose whatever provided, however, it shall be lawful for the Legislature to authorize by law, bona fide veterans, charitable, educational, religious or fraternal organizations, civic and service clubs, volunteer fire departments, or such other public spirited organizations as it may recognize, to conduct games of chance when the entire net proceeds of such games of chance are to be devoted to educational, charitable, patriotic, religious, or other public spirited uses. However, it shall be lawful for the Legislature to authorize by law a state lottery or video games of chance, or both, which are regulated by the state of South Dakota, either separately by the state or jointly with one or more states, and which are owned and operated by the state of South Dakota, either separately by the state or jointly with one or more states or persons, provided any such video games of chance shall not directly dispense coins or tokens. However, the Legislature shall not expand the statutory authority existing as of June 1, 1994, regarding any private ownership of state lottery games or video games of chance, or both. The Legislature shall establish the portion of proceeds due the state from such lottery or video games of chance, or both, and the purposes for which those proceeds are to be used. SDCL 42-7A, and its amendments, regulations, and related laws, and all acts and contracts relying for authority upon such laws and regulations, beginning July 1, 1987, to the effective date of this amendment, are ratified and approved. Further, it shall be lawful for the Legislature to authorize by law, roulette, keno, craps, limited card games and slot machines within the city limits of Deadwood, ~~provided that 60% of the voters of the City of Deadwood approve legislatively authorized card games and slot machines at an election called for such purpose.~~ The entire net Municipal proceeds of such roulette, keno, craps, card games and slot machines shall be devoted to the Historic Restoration and Preservation of Deadwood.

2014 Initiated Measures

The following initiated measures were proposed by petition for submission to the voters. These initiated measures will not become effective unless approved by majority vote.

Initiated Measure 17

Title:

An initiated measure to require health insurers to include all willing and qualified health care providers on their provider lists.

Attorney General Explanation:

Some health insurers offer health benefit plans in which the insurer maintains a list of health care providers. Plan members must use listed providers in order to obtain the maximum plan coverage, or to have coverage at all. "Health care providers" include doctors and other licensed health care professionals, clinics and hospitals.

The initiated measure establishes who is entitled to be on the insurer's list of providers. The measure requires that these insurers list all health care providers who are willing, qualified and meet the conditions for participation established by the insurer.

The measure does not apply to all health insurers, nor to certain kinds of insurance and plans including those involving specified disease, indemnity, accident only, dental, vision, Medicare supplement, long-term care or disability income, and workers' compensation.

A vote "Yes" is for the law requiring health insurers to include all willing and qualified health care providers on their provider lists.
A vote "No" is against the proposed law.

Full Text of Initiated Measure 17

Section 1. No health insurer, including the South Dakota Medicaid program, may obstruct patient choice by excluding a health care provider licensed under the laws of this state from participating on the health insurer's panel of providers if the provider is located within the geographic coverage area of the health benefit plan and is willing and fully qualified to meet the terms and conditions of participation as established by the health insurer.

Section 2. Terms and used in this Initiated Measure mean:

(1) "Health benefit plan," any hospital or medical expense policy or certificate, hospital or medical service plan, nonprofit hospital, medical-surgical health service corporation contract or certificate, provider sponsored integrated health delivery network, self-insured plan or plan provided by multiple employer welfare arrangements, health maintenance organization subscriber contract of more than six-month duration, or any health benefit plan that affects the rights of a South Dakota insured and bears a reasonable relation to South Dakota, whether delivered or issued for delivery in South Dakota. The term does not include specified disease, hospital indemnity, fixed indemnity, accident only, credit, dental, vision, Medicare supplement, long-term care or disability income insurance, coverage issued as a supplement to liability insurance, workers' compensation or similar insurance, automobile medical payment insurance, or any plan or coverage exempted from state regulation by the Employee Retirement Income Security Act of 1974 (ERISA), 29 U.S.C. 18;

(2) "Health insurer," any entity within the definitions set forth in subdivisions 58-17F-1(11), (12), and (15), any entity offering a health benefit plan as defined by §58-17F-2, all self-insurers or multiple employer welfare arrangements, and self-insured employer-organized associations. The term does not include any entity exempted from state regulation by the Employee Retirement Income Security Act of 1974 (ERISA), 29 U.S.C. 18;

(3) "Health care provider," any individual or entity within the scope of the definition of health care provider as defined by subdivision 58-17F-1(9).

Initiated Measure 18

Title:

An initiated measure to increase the state minimum wage.

Attorney General Explanation:

The initiated measure amends state law to raise South Dakota's hourly minimum wage for non-tipped employees from \$7.25 to \$8.50 per hour, effective January 1, 2015. Thereafter, this minimum wage will be annually adjusted by any increase in the cost of living. The cost of living increase is measured by the change in the Consumer Price Index published by the U.S. Department of Labor. In no case may the minimum wage be decreased.

In addition, the hourly minimum wage for tipped employees will be half the minimum wage for non-tipped employees as adjusted by any cost of living increase described above.

These increases would apply to all employers in South Dakota, with limited exceptions.

A vote "Yes" is for the increase in the state minimum wage.

A vote "No" is against the change in the law.

Full Text of Initiated Measure 18

Section 1. That §60-11-3 be amended to read as follows:

60-11-3. Every employer shall pay to each employee wages at a rate of not less than ~~seven~~ eight dollars and ~~twenty-five~~ fifty cents an hour. Violation of this section is a Class 2 misdemeanor. The provisions of this section do not apply to certain employees being paid an opportunity wage pursuant to §60-11-4.1, babysitters, or outside salespersons. The provisions of this section do not apply to employees employed by an amusement or recreational establishment, an organized camp, or a religious or nonprofit educational conference center if one of the following apply:

- (1) The establishment, camp, or center does not operate for more than seven months in any calendar year; or
- (2) During the preceding calendar year, the average receipts of the establishment, camp, or center for any six months of the calendar year were not more than thirty-three and one-third percent of its average receipts for the other six months of the year.

Section 2. That §60-11-3.1 be amended to read as follows:

60-11-3.1. Any employer of a tipped employee shall pay a cash wage of not less than ~~two dollars and thirteen cents an hour~~ fifty percent of the minimum wage provided by §60-11-3 if the employer claims a tip credit against the employer's minimum wage obligation. If an employee's tip combined with the employer's cash wage of not less than ~~two dollars and thirteen cents an hour~~ fifty percent of the minimum wage provided by §60-11-3 does not equal the minimum hourly wage, the employer shall make up the difference as additional wages for each regular pay period of the employer. A tipped employee is one engaged in an occupation in which the employee customarily and regularly receives more than thirty-five dollars a month in tips or other considerations. This section does not apply to babysitters or outside salespersons. This section also does not apply to employees employed by an amusement or recreational establishment, an organized camp, or a religious or nonprofit educational conference center if one of the following apply:

- (1) The establishment, camp, or center does not operate for more than seven months in any calendar year; or
- (2) During the preceding calendar year, the average receipts of the establishment, camp, or center for any six months of the calendar year were not more than thirty-three and one-third percent of its average receipts for the other six months of the year.

Section 3. That chapter 60-11 be amended by adding thereto a NEW SECTION to read as follows: Beginning January 1, 2016, and again on January 1 of each year thereafter, the minimum wage provided by §60-11-13 shall be adjusted by the increase, if any, in the cost of living. The increase in the cost of living shall be measured by the percentage increase as of August of the immediately preceding year over the level as measured as of August of the previous year of the Consumer Price Index (all urban consumers, U.S. city average for all items) or its successor index as published by the U.S. Department of Labor or its successor agency, with the amount of the minimum wage increase, if any, rounded up to the nearest five cents. In no case shall the minimum wage be decreased. The Secretary of the South Dakota Department of Labor and Regulation or its designee shall publish the adjusted minimum wage rate for the forthcoming year on its internet home page by October 15 of each year, and it shall become effective on January 1 of the forthcoming year.

Water Development Boards
General Election - November 4, 2014

East Dakota Water Development District Director

District 3

	Janelle Weatherly	Roger Scheibe
Brookings	1,853	1,638
Moody	1,100	571
Total	2,953	2,209

James River Water Development District Director

District 5

	Franklin D. Amundson	Leanne Gutormson
Beadle	1,397	1,341
Total	1,397	1,341

West Dakota Water Development District Director

District 1

	J. Foster Sawyer	Ken Moss
Pennington	774	1,179
Total	774	1,179

West Dakota Water Development District Director

District 6

	Jerome Button	Tim Rogers
Pennington	476	1,393
Total	476	1,393

District 3

	Mike Mueller	James R. Hawke
Pennington	1,514	667
Total	1,514	667

District 7

	Kenneth E. Jasper	Ken Steinken
Pennington	705	862
Total	705	862

District 5

	Robert Aiers	Tina L. Mually
Pennington	1,219	1,122
Total	1,219	1,122

District 9

	Jeanette Deurloo	Stephen Hasenohrl
Pennington	871	686
Total	871	686

Recounts
General Election - November 4, 2014

State Representative
District 9

	Becky Jaspers (D)	Paula Hawks (D)	Steve Hickey (R)	Bob Deelstra (R)
Minnehaha	1,882	2,662	3,027	2,654
<i>Total</i>	1,882	2,662	3,027	2,654
<i>Recall Change</i>	0	0	0	0

Shannon County Change of County Name
General Election - November 4, 2014

	Yes votes	No votes	Yes Provisional Votes	No Provisional Votes
Batesland	69	43	0	0
Cuny Table	19	22	0	0
Kyle	301	70	2	1
Manderson	152	27	2	0
Oglala	338	90	2	0
Pine Ridge 1	538	116	8	1
Pride Ridge 3	386	76	11	1
Porcupine	331	64	9	2
Rockyford	54	22	1	1
<i>Total</i>	2196	531		

Visit the Secretary of State's web site at:

<http://www.sdsos.gov>

or



<http://www.facebook.com/SOSGant>



<http://www.youtube.com/SOSGant>



<http://www.twitter.com/SOSGant>