

South Dakota Official Election Returns and Registration Figures

Primary Election

June 2, 2020

General Election

November 3, 2020



Steve Barnett

South Dakota Secretary of State

500 East Capitol Avenue, Suite 204 | Pierre, SD 57501

www.sdsos.gov | (605) 773-3537

TABLE OF CONTENTS

PRIMARY ELECTION—JUNE 2, 2020

Voter Registration by County as of June 2, 2020.....	3
Number of Election Precincts Per County.....	4
Voter Turnout by County.....	5
Presidential Delegates and Alternates—Democratic Party.....	6
United States Senator —Republican Party.....	7
United States Representative—Republican Party.....	8
State Legislative Primaries.....	9-11
Legislative Recounts.....	12

GENERAL ELECTION—NOVEMBER 3, 2020

Voter Registration by County as of November 3, 2020.....	13
Number of Election Precincts Per County.....	14
Voter Turnout by County.....	15
United States Presidential Electors.....	16
United States Senator.....	17
United States House of Representatives.....	18
Public Utilities Commission.....	19
State Senate & House of Representatives.....	20-28
Legislative Recounts.....	29
Water Development Districts.....	29
Constitutional Amendment A.....	30-31
Constitutional Amendment B.....	32-33
Initiated Measure 26.....	34-35
Supreme Court Retention.....	36-37
General Election Voter Age Breakdown Summary.....	38
South Dakota Legislative Districts Map.....	39

South Dakota Secretary of State's office printed 250 copies at **\$3.50** per copy

2020 PRIMARY ELECTION—Voter Registration by County as of June 2, 2020

County	Democratic	Republican	OTH	NPA/IND	Libertarian	Inactive	Total Active
Aurora	683	821	2	267	1	100	1,774
Beadle	3,122	4,315	43	2,205	16	478	9,701
Bennett	767	702	1	341	2	194	1,813
Bon Homme	1,119	2,078	2	615	7	267	3,821
Brookings	5,171	7,890	39	5,418	71	1,237	18,589
Brown	7,927	10,514	46	4,363	65	2,753	22,915
Brule	1,096	1,473	2	576	7	194	3,154
Buffalo	586	159	1	137	1	98	884
Butte	898	3,862	15	1,263	35	1,254	6,073
Campbell	123	885		88		88	1,096
Charles Mix	2,078	2,388	2	816	3	466	5,287
Clark	658	1,396	8	351	2	164	2,415
Clay	2,852	2,450	13	2,137	34	764	7,486
Codington	4,508	8,343	33	3,732	31	1,296	16,647
Corson	1,136	662	6	475	8	208	2,287
Custer	1,102	3,944	31	1,449	23	1,034	6,549
Davison	3,119	5,565	34	2,557	21	1,307	11,296
Day	1,614	1,566	9	655	7	213	3,851
Deuel	780	1,394	6	688	7	159	2,875
Dewey	1,989	713	7	580	3	208	3,292
Douglas	288	1,596		208	1	58	2,093
Edmunds	714	1,498	6	383	6	167	2,607
Fall River	898	3,006	39	1,159	25	659	5,127
Faulk	248	1,041	1	230		66	1,520
Grant	1,318	2,333	11	948	7	314	4,617
Gregory	843	1,632		368	5	88	2,848
Haakon	156	1,054	2	136	3	67	1,351
Hamlin	663	2,557	2	542	3	226	3,767
Hand	559	1,457	2	240	2	162	2,260
Hanson	763	1,663	8	754	4	649	3,192
Harding	95	773		85	3	59	956
Hughes	2,366	7,059	24	1,943	43	530	11,435
Hutchinson	961	3,304	9	760	3	30	5,037
Hyde	183	667	3	103		14	956
Jackson	643	848	11	305	8	105	1,815
Jerauld	417	626	2	178	7	64	1,230
Jones	87	512		92	1	28	692
Kingsbury	883	2,024	2	598	6	226	3,513
Lake	2,461	4,176	9	1,947	25	1,423	8,618
Lawrence	3,630	9,261	35	4,077	97	2,457	17,100
Lincoln	9,113	18,976	63	9,841	123	4,124	38,116
Lyman	768	1,106	1	288	5	68	2,168
Marshall	1,108	1,083	5	521	8	240	2,725
McCook	990	1,862	7	722	11	187	3,592
McPherson	242	1,243	1	226	8	165	1,720
Meade	3,043	10,298	40	3,892	92	837	17,365
Mellette	465	499	1	171	3	47	1,139
Miner	562	642	2	318	2	85	1,526
Minnehaha	35,675	48,097	306	33,250	497	18,035	117,825
Moody	1,531	1,553	4	973	7	398	4,068
Oglala Lakota	5,246	499	55	1,841	13	942	7,654
Pennington	16,929	36,934	254	21,024	431	8,993	75,572
Perkins	350	1,414	8	326	6	138	2,104
Potter	260	1,277	3	146	1	160	1,687
Roberts	2,932	1,960	24	1,319	9	274	6,244
Sanborn	435	846	4	226	3	89	1,514
Spink	1,276	2,170	5	625	5	155	4,081
Stanley	397	1,380	4	260	2	183	2,043
Sully	196	741	3	125	2	76	1,067
Todd	2,862	673	11	933	4	911	4,483
Tripp	802	2,219	8	549	5	403	3,583
Turner	1,351	3,125	13	1,133	12	197	5,634
Union	2,704	5,597	18	3,369	27	1,614	11,715
Walworth	780	2,467	7	503	7	278	3,764
Yankton	3,940	6,339	19	3,526	56	1,429	13,880
Ziebach	850	391	4	311	5	123	1,561
Total	154,311	261,598	1,336	130,187	1,937	60,025	549,369

2020 PRIMARY ELECTION
Number of Election Precincts Per County

County	Precincts
Aurora	5
Beadle	10
Bennett	4
Bon Homme	5
Brookings*	8
Brown*	12
Brule	5
Buffalo	3
Butte	16
Campbell	5
Charles Mix	13
Clark	13
Clay	7
Codington	16
Corson	14
Custer	10
Davison	6
Day	14
Deuel	10
Dewey	11
Douglas	5
Edmunds	6
Fall River	9
Faulk	7
Grant	18
Gregory	3
Haakon	6
Hamlin	7
Hand	12
Hanson	5
Harding	8
Hughes*	4
Hutchinson	1

County	Precincts
Hyde*	1
Jackson	8
Jerauld	5
Jones	3
Kingsbury	7
Lake	10
Lawrence	3
Lincoln	31
Lyman	7
Marshall	9
McCook	6
McPherson	6
Meade	37
Mellette	4
Miner	8
Minnehaha	71
Moody	6
Oglala Lakota	9
Pennington	47
Perkins	10
Potter*	3
Roberts	12
Sanborn	4
Spink	9
Stanley	3
Sully*	4
Todd	9
Tripp	13
Turner	8
Union	13
Walworth	10
Yankton*	7
Ziebach	6
Total	667

* Denotes a county that utilizes
Vote Centers

2020 PRIMARY ELECTION—Voter Turnout by County

County	Registered Voters	Votes Cast	Percent Turnout
Aurora	1,771	486	27.44 %
Beadle	9,697	2,539	26.18 %
Bennett	1,813	639	35.25 %
Bon Homme	3,812	1,332	34.94 %
Brookings	18,479	4,490	24.30 %
Brown	22,915	6,089	26.57 %
Brule	3,146	793	25.21 %
Buffalo	882	168	19.05 %
Butte	6,023	1,936	32.14 %
Campbell	1,096	448	40.88 %
Charles Mix	5,289	1,667	31.52 %
Clark	2,404	466	19.38 %
Clay	7,481	2,630	35.16 %
Codington	16,584	4,270	25.75 %
Corson	2,276	911	40.03 %
Custer	6,493	2,487	38.30 %
Davison	11,246	3,153	28.04 %
Day	3,834	1,009	26.32 %
Deuel	2,862	599	20.93 %
Dewey	3,283	796	24.25 %
Douglas	2,092	878	41.97 %
Edmunds	2,595	758	29.21 %
Fall River	5,116	2,088	40.81 %
Faulk	1,518	531	34.98 %
Grant	4,599	1,123	24.42 %
Gregory	2,843	1,205	42.38 %
Haakon	1,346	586	43.54 %
Hamlin	3,762	969	25.76 %
Hand	2,256	966	42.82 %
Hanson	3,181	771	24.24 %
Harding	953	399	41.87 %
Hughes	11,368	4,421	38.89 %
Hutchinson	5,024	1,311	26.09 %

County	Registered Voters	Votes Cast	Percent Turnout
Hyde	953	331	34.73 %
Jackson	1,794	528	29.43 %
Jerauld	1,221	471	38.57 %
Jones	691	387	56.01 %
Kingsbury	3,504	1,010	28.82 %
Lake	8,584	2,703	31.49 %
Lawrence	16,967	5,555	32.74 %
Lincoln	37,930	9,925	26.17 %
Lyman	2,162	788	36.45 %
Marshall	2,725	1,185	43.49 %
McCook	3,574	805	22.52 %
McPherson	1,711	774	45.24 %
Meade	17,323	5,739	33.13 %
Mellette	1,135	413	36.39 %
Miner	1,522	353	23.19 %
Minnehaha	117,021	28,570	24.41 %
Moody	4,056	856	21.10 %
Oglala Lakota	7,586	796	10.49 %
Pennington	75,232	22,377	29.74 %
Perkins	2,090	734	35.12 %
Potter	1,683	679	40.34 %
Roberts	6,211	1,763	28.39 %
Sanborn	1,508	363	24.07 %
Spink	4,073	995	24.43 %
Stanley	2,037	850	41.73 %
Sully	1,062	462	43.50 %
Todd	4,483	1,118	24.94 %
Tripp	3,570	1,286	36.02 %
Turner	5,609	1,527	27.22 %
Union	11,668	2,319	19.87 %
Walworth	3,742	1,232	32.92 %
Yankton	13,880	4,149	29.89 %
Ziebach	1,553	385	24.79 %
TOTAL	546,899	154,342	28.22 %

*Percentage calculated using Inactive Voters

2020 PRIMARY ELECTION
 Presidential Delegates and Alternates—Democratic Party

County	Bernie Sanders	Joseph R. Biden
Aurora	27	115
Beadle	119	770
Bennett	55	121
Bon Homme	80	272
Brookings	456	1,395
Brown	422	2,024
Brule	57	237
Buffalo	39	59
Butte	89	265
Campbell	11	26
Charles Mix	136	352
Clark	19	111
Clay	331	1,091
Codington	207	1,097
Corson	97	126
Custer	92	461
Davison	195	839
Day	61	416
Deuel	38	145
Dewey	193	301
Douglas	10	64
Edmunds	35	170
Fall River	88	333
Faulk	18	62
Grant	63	307
Gregory	64	215
Haakon	13	39
Hamlin	35	178
Hand	28	151
Hanson	39	157
Harding	12	17
Hughes	205	702
Hutchinson	43	210

County	Bernie Sanders	Joseph R. Biden
Hyde	10	43
Jackson	36	76
Jerauld	27	162
Jones	13	40
Kingsbury	55	210
Lake	217	806
Lawrence	415	1,305
Lincoln	661	2,883
Lyman	73	113
Marshall	89	447
McCook	43	177
McPherson	28	78
Meade	208	916
Mellette	56	93
Miner	30	121
Minnehaha	3,167	10,024
Moody	85	297
Oglala Lakota	297	416
Pennington	1,696	5,279
Perkins	26	83
Potter	15	54
Roberts	210	691
Sanborn	15	73
Spink	33	305
Stanley	22	116
Sully	17	67
Todd	337	453
Tripp	32	170
Turner	71	283
Union	147	677
Walworth	41	145
Yankton	229	1,246
Ziebach	83	123
Total	11,861	40,800

2020 PRIMARY ELECTION
United States Senator Candidate—Republican Party

County	Mike Rounds	Scyller J. Borglum
Aurora	215	98
Beadle	1,127	162
Bennett	206	202
Bon Homme	614	311
Brookings	1,957	536
Brown	2,523	668
Brule	320	144
Buffalo	31	14
Butte	1,063	504
Campbell	299	101
Charles Mix	886	274
Clark	246	83
Clay	744	157
Codington	2,209	596
Corson	184	94
Custer	1,267	568
Davison	1,569	403
Day	373	136
Deuel	301	95
Dewey	186	77
Douglas	454	237
Edmunds	393	125
Fall River	1,118	372
Faulk	351	88
Grant	537	184
Gregory	590	274
Haakon	306	214
Hamlin	560	176
Hand	560	192
Hanson	404	137
Harding	148	211
Hughes	2,723	680
Hutchinson	821	217

County	Mike Rounds	Scyller J. Borglum
Hyde	220	47
Jackson	185	214
Jerauld	214	42
Jones	211	111
Kingsbury	569	173
Lake	1,211	311
Lawrence	2,783	871
Lincoln	4,966	1,135
Lyman	431	144
Marshall	381	107
McCook	424	135
McPherson	551	89
Meade	2,875	1,233
Mellette	120	123
Miner	131	43
Minnehaha	11,346	3,196
Moody	360	89
Oglala Lakota	43	42
Pennington	9,966	3,882
Perkins	308	292
Potter	387	89
Roberts	536	128
Sanborn	218	46
Spink	463	164
Stanley	578	125
Sully	288	69
Todd	131	86
Tripp	647	428
Turner	840	294
Union	1,206	202
Walworth	752	253
Yankton	1,656	603
Ziebach	83	68
Total	70,365	23,164

2020 PRIMARY ELECTION

United States Representative Candidate—Republican Party

County	Liz Marty May	Dusty Johnson
Aurora	90	220
Beadle	204	1,080
Bennett	317	96
Bon Homme	221	706
Brookings	412	2,066
Brown	648	2,538
Brule	132	334
Buffalo	15	30
Butte	624	946
Campbell	134	264
Charles Mix	224	938
Clark	81	246
Clay	129	775
Codington	525	2,272
Corson	90	190
Custer	567	1,261
Davison	333	1,634
Day	103	400
Deuel	69	328
Dewey	94	167
Douglas	238	474
Edmunds	104	413
Fall River	397	1,092
Faulk	92	344
Grant	144	576
Gregory	242	612
Haakon	220	300
Hamlin	154	580
Hand	146	600
Hanson	138	405
Harding	265	97
Hughes	643	2,744
Hutchinson	142	893

County	Liz Marty May	Dusty Johnson
Hyde	52	212
Jackson	276	125
Jerauld	52	201
Jones	111	209
Kingsbury	145	594
Lake	240	1,282
Lawrence	923	2,732
Lincoln	1,016	5,079
Lyman	145	425
Marshall	92	392
McCook	95	465
McPherson	94	549
Meade	1,263	2,831
Mellette	125	117
Miner	36	139
Minnehaha	2,733	11,777
Moody	101	347
Oglala Lakota	55	27
Pennington	3,506	10,263
Perkins	314	287
Potter	101	372
Roberts	132	526
Sanborn	41	225
Spink	97	532
Stanley	163	538
Sully	82	273
Todd	104	112
Tripp	486	588
Turner	222	906
Union	252	1,142
Walworth	264	738
Yankton	451	1,791
Ziebach	73	79
Total	21,779	71,496

2020 PRIMARY ELECTION
Democratic State Legislative Primaries

County	State Representative District 26A	
	Democratic	
	Shawn Bordeaux	Alexandra Frederick
Mellette	112	52
Todd	458	351
Total	570	403

County	State Representative District 28A	
	Democratic	
	Oren Lee Lesmeister	Dean Schrepp
Corson	141	95
Dewey	426	99
Ziebach	170	61
Total	737	255

2020 PRIMARY ELECTION
Republican State Legislative Primaries

County	State Senator District 06	
	Republican	
	Herman Otten	Isaac Latterell
Lincoln	1,491	941
Total	1,491	941

County	State Senator District 14	
	Republican	
	David B Zellmer	Larry P Zikmund
Minnehaha	1,046	1,519
Total	1,046	1,519

County	State Senator District 17	
	Republican	
	Arthur Rusch	Nancy Rasmussen
Clay	600	291
Turner	402	705
Total	1,002	996

County	State Senator District 21	
	Republican	
	Erin Tobin	Lee Qualm
Bon Homme	226	193
Charles Mix	580	582
Gregory	509	354
Tripp	840	237
Total	2,155	1,366

County	State Senator District 23	
	Republican	
	Bryan J Breitling	Larry Nielson
Campbell	166	185
Edmunds	340	147
Faulk	145	245
Hand	502	237
McPherson	400	189
Potter	206	229
Spink	32	76
Walworth	424	461
Total	2,215	1,769

County	State Senator District 29	
	Republican	
	Terri Jorgenson	Gary L Cammack
Butte	156	234
Meade	1,283	1,886
Pennington	57	37
Total	1,496	2,157

County	State Senator District 30	
	Republican	
	Julie Frye-Mueller	George H Kotti
Custer	962	775
Fall River	690	755
Pennington	825	767
Total	2,477	2,297

County	State Senator District 31	
	Republican	
	John E Teupel	Timothy R Johns
Lawrence	1,423	2,020
Total	1,423	2,020

County	State Senator District 33	
	Republican	
	David Johnson	Janet Jensen
Meade	431	326
Pennington	1,833	1,481
Total	2,264	1,807

County	State Senator District 35	
	Republican	
	Kevin Quick	Jessica Castleberry
Pennington	551	1,442
Total	551	1,442

2020 PRIMARY ELECTION
Republican State Legislative Primaries

	State Representative District 05		
	Republican		
	Nancy York	Jacob Sigurdson	Hugh M. Bartels
County			
Codington	1,688	773	1,802
Total	1,688	773	1,802

	State Representative District 06			
	Republican			
	Aaron Aylward	Ernie Otten	Thomas Werner	Nathan Block
County				
Lincoln	1,100	1,551	384	1,065
Total	1,100	1,551	384	1,065

	State Representative District 07		
	Republican		
	Larry Tidemann	Doug Post	Tim Reed
County			
Brookings	977	764	1,205
Total	977	764	1,205

	State Representative District 09		
	Republican		
	Rhonda Milstead	Michael Clark	Bethany Soye
County			
Minnehaha	1,137	581	589
Total	1,137	581	589

	State Representative District 12			
	Republican			
	Greg Jamison	Amy B Miller	George Hendrickson	Arch Beal
County				
Lincoln	754	296	132	659
Minnehaha	855	326	191	739
Total	1,609	622	323	1,398

	State Representative District 14		
	Republican		
	Brad Lindwurm	Tom Holmes	Taylor Rae Rehfeldt
County			
Minnehaha	848	1,552	1,621
Total	848	1,552	1,621

	State Representative District 16		
	Republican		
	Kevin D Jensen	William (Bill) Shorma	David L Anderson
County			
Lincoln	658	238	676
Union	786	834	581
Total	1,444	1,072	1,257

	State Representative District 17			
	Republican			
	Richard Vasgaard	Dan Werner	Sydney Davis	Charles Kludt
County				
Clay	330	181	649	100
Turner	514	320	623	382
Total	844	501	1,272	482

	State Representative District 19		
	Republican		
	Marty Overweg	Kent Peterson	Jessica Bahmuller
County			
Bon Homme	247	297	255
Douglas	599	282	229
Hanson	217	280	362
Hutchinson	416	635	606
McCook	241	387	289
Total	1,720	1,881	1,741

	State Representative District 20		
	Republican		
	Lance Koth	Barry Volk	Paul R Miskimins
County			
Aurora	194	157	188
Davison	1,391	871	1,222
Jerauld	173	102	127
Total	1,758	1,130	1,537

2020 PRIMARY ELECTION
Republican State Legislative Primaries

County	State Representative District 23			
	Republican			
	Kevin E Watts	Spencer Gosch	Charlie Hoffman	James D Wangness
Campbell	31	346	307	43
Edmunds	64	393	354	95
Faulk	84	258	265	124
Hand	367	301	272	407
McPherson	48	506	550	88
Potter	51	346	304	104
Spink	28	45	60	43
Walworth	82	912	597	168
Total	755	3,107	2,709	1,072

County	State Representative District 24				
	Republican				
	Jeff Monroe	Noel D Chicoine	Will D Mortenson	Mike Weisgram	Bob Lowery
Hughes	1,040	873	1,989	1,916	527
Hyde	114	59	150	86	30
Stanley	184	102	492	427	51
Sully	178	124	193	120	25
Total	1,516	1,158	2,824	2,549	633

County	State Representative District 29			
	Republican			
	Kirk J Chaffee	Lincoln I Shuck	Thomas J Brunner	Dean Wink
Butte	155	102	258	184
Meade	1,550	869	1,342	1,800
Pennington	46	20	55	32
Total	1,751	991	1,655	2,016

County	State Representative District 30			
	Republican			
	Tim R Goodwin	Kwinn Neff	Trish Ladner	Florence Thompson
Custer	1,326	484	468	519
Fall River	1,021	292	502	445
Pennington	1,101	582	468	411
Total	3,448	1,358	1,438	1,375

County	State Representative District 31				
	Republican				
	Dayle D Hammock	Brandon D Flanagan	Scott Odenbach	Mary Fitzgerald	Julie Ann Olson
Lawrence	935	1,226	1,871	1,362	805
Total	935	1,226	1,871	1,362	805

County	State Representative District 33		
	Republican		
	Phil Jensen	Taffy Howard	Melanie Torno
Meade	445	536	316
Pennington	1,852	2,295	1,304
Total	2,297	2,831	1,620

County	State Representative District 34		
	Republican		
	Mike Derby	Jodie Frye	Jess Olson
Pennington	2,194	1,421	1,899
Total	2,194	1,421	1,899

2020 PRIMARY ELECTION

Recounts

County	State Senator - RECOUNT District 17	
	Republican	
	Arthur Rusch	Nancy Rasmussen
Clay	600	291
Turner	402	707
Total	1,002	998

County	State Representative - RECOUNT District 06			
	Republican			
	Aaron Aylward	Ernie Otten	Thomas Werner	Nathan Block
Lincoln	1,098	1,551	384	1,064
Total	1,098	1,551	384	1,064

County	State Representative - RECOUNT District 09		
	Republican		
	Rhonda Milstead	Michael Clark	Bethany Soye
Minnehaha	1,150	583	594
Total	1,150	583	594

County	State Representative - RECOUNT District 19		
	Republican		
	Marty Overweg	Kent Peterson	Jessica Bahmuller
Bon Homme	247	297	255
Douglas	651	310	240
Hanson	217	280	362
Hutchinson	416	635	605
McCook	241	387	289
Total	1,772	1,909	1,751

County	State Representative - RECOUNT District 30			
	Republican			
	Tim R Goodwin	Kwinn Neff	Trish Ladner	Florence Thompson
Custer	1,322	484	463	516
Fall River	1,006	291	494	437
Pennington	1,098	580	468	410
Total	3,426	1,355	1,425	1,363

2020 GENERAL ELECTION—Voter Registration Totals as of November 3, 2020

County	Democratic	Republican	OTH	NPA/IND	Libertarian	Inactive	Total Active
Aurora	671	861	2	278	1	94	1,813
Beadle	3,083	4,537	42	2,299	16	424	9,977
Bennett	765	713	2	362	3	182	1,845
Bon Homme	1,097	2,195	2	657	9	248	3,960
Brookings	5,362	8,425	42	5,769	88	1,174	19,686
Brown	8,030	11,056	51	4,688	77	2,573	23,902
Brule	1,088	1,572	5	600	7	184	3,272
Buffalo	616	164	2	150	1	87	933
Butte	926	4,103	15	1,325	48	1,204	6,417
Campbell	120	910		90		82	1,120
Charles Mix	2,100	2,463	3	840	6	420	5,412
Clark	655	1,451	13	365	2	151	2,486
Clay	3,002	2,621	15	2,341	39	726	8,018
Codington	4,508	8,949	31	3,945	44	1,211	17,477
Corson	1,146	696	5	523	9	203	2,379
Custer	1,154	4,237	31	1,540	24	975	6,986
Davison	3,157	5,938	31	2,676	24	1,236	11,826
Day	1,588	1,639	11	664	9	197	3,911
Deuel	765	1,517	8	700	8	152	2,998
Dewey	2,045	748	9	651	3	191	3,456
Douglas	278	1,636		208		53	2,122
Edmunds	692	1,564	3	405	6	154	2,670
Fall River	932	3,266	35	1,223	28	621	5,484
Faulk	241	1,060	1	232		63	1,534
Grant	1,313	2,485	11	971	9	296	4,789
Gregory	812	1,721		374	5	85	2,912
Haakon	152	1,104	1	130	3	66	1,390
Hamlin	660	2,646	2	570	5	215	3,883
Hand	530	1,524	3	242	2	151	2,301
Hanson	761	1,796	7	815	6	638	3,385
Harding	86	803		91	4	59	984
Hughes	2,406	7,220	24	2,095	46	506	11,791
Hutchinson	953	3,396	9	770	6	25	5,134
Hyde	186	670	2	108		13	966
Jackson	674	881	10	317	9	99	1,891
Jerauld	407	648	2	190	6	57	1,253
Jones	88	531	1	85	1	26	706
Kingsbury	888	2,100	3	615	7	216	3,613
Lake	2,397	4,253	8	1,887	31	1,353	8,576
Lawrence	3,809	9,893	42	4,343	123	2,329	18,210
Lincoln	9,744	20,632	65	10,580	160	3,893	41,181
Lyman	784	1,141	1	315	6	62	2,247
Marshall	1,109	1,163	4	538	7	224	2,821
McCook	980	1,986	8	766	13	166	3,753
McPherson	244	1,286	2	236	8	156	1,776
Meade	3,154	11,076	39	4,184	116	791	18,569
Mellette	464	516	1	178	3	42	1,162
Miner	560	675	3	332	4	77	1,574
Minnehaha	37,455	51,524	336	35,645	569	16,996	125,529
Moody	1,530	1,615	3	1,011	10	364	4,169
Oglala Lakota	5,420	523	52	1,943	17	881	7,955
Pennington	17,978	39,686	257	22,401	536	8,543	80,858
Perkins	329	1,473	6	342	5	133	2,155
Potter	253	1,314	4	163	1	152	1,735
Roberts	2,942	2,056	26	1,374	10	259	6,408
Sanborn	430	883	4	238	3	83	1,558
Spink	1,291	2,254	6	642	5	142	4,198
Stanley	408	1,420	8	273	2	174	2,111
Sully	199	771	3	128	2	74	1,103
Todd	2,946	704	7	960	6	856	4,623
Tripp	782	2,294	11	558	6	376	3,651
Turner	1,330	3,287	14	1,174	11	181	5,816
Union	2,725	5,929	17	3,584	32	1,561	12,287
Walworth	786	2,527	6	508	8	261	3,835
Yankton	3,981	6,652	18	3,757	63	1,344	14,471
Ziebach	862	409	3	373	6	116	1,653
Total	158,829	277,788	1,388	138,337	2,324	56,646	578,666

2020 GENERAL ELECTION
Number of Election Precincts Per County

County	Precincts
Aurora	5
Beadle	10
Bennett	4
Bon Homme	5
Brookings*	9
Brown*	12
Brule	5
Buffalo	3
Butte	16
Campbell	5
Charles Mix	13
Clark	12
Clay	7
Codington	24
Corson	14
Custer	10
Davison	7
Day	14
Deuel	10
Dewey	11
Douglas	6
Edmunds	6
Fall River	9
Faulk	7
Grant	18
Gregory	3
Haakon	6
Hamlin	7
Hand	12
Hanson	5
Harding	8
Hughes*	6
Hutchinson	7

County	Precincts
Hyde*	1
Jackson	8
Jerauld	5
Jones	3
Kingsbury	7
Lake	10
Lawrence	11
Lincoln	31
Lyman	7
Marshall	6
McCook	6
McPherson	9
Meade	37
Mellette	4
Miner	8
Minnehaha	71
Moody	6
Oglala Lakota	47
Pennington	10
Perkins	3
Potter*	12
Roberts	4
Sanborn	9
Spink	9
Stanley	3
Sully*	4
Todd	9
Tripp	13
Turner	8
Union	13
Walworth	10
Yankton*	7
Ziebach	6
TOTAL	693

*Denotes a county that utilizes Vote Centers

2020 GENERAL ELECTION

Voter Turnout

County	Registered Voters	Votes Cast	Percent Turnout
Aurora	1,813	1,424	78.54 %
Beadle	9,977	7,185	72.02 %
Bennett	1,845	1,196	64.82 %
Bon Homme	3,960	3,035	76.64 %
Brookings	19,685	14,745	74.90 %
Brown	23,902	17,767	74.33 %
Brule	3,272	2,521	77.05 %
Buffalo	933	560	60.02 %
Butte	6,417	4,850	75.58 %
Campbell	1,120	879	78.48 %
Charles Mix	5,412	3,830	70.77 %
Clark	2,486	1,875	75.42 %
Clay	8,018	5,768	71.94 %
Codington	17,477	13,330	76.27 %
Corson	2,379	1,293	54.35 %
Custer	6,985	5,541	79.33 %
Davison	11,826	8,566	72.43 %
Day	3,911	2,998	76.66 %
Deuel	2,998	2,380	79.39 %
Dewey	3,456	1,982	57.35 %
Douglas	2,122	1,721	81.10 %
Edmunds	2,670	2,008	75.21 %
Fall River	5,484	4,075	74.31 %
Faulk	1,534	1,206	78.62 %
Grant	4,789	3,797	79.29 %
Gregory	2,911	2,287	78.56 %
Haakon	1,390	1,150	82.73 %
Hamlin	3,883	3,116	80.25 %
Hand	2,300	1,868	81.22 %
Hanson	3,385	2,408	71.14 %
Harding	984	818	83.13 %
Hughes	11,791	8,871	75.24 %
Hutchinson	5,134	3,799	74.00 %

County	Registered Voters	Votes Cast	Percent Turnout
Hyde	966	718	74.33 %
Jackson	1,891	1,128	59.65 %
Jerauld	1,253	1,017	81.17 %
Jones	706	607	85.98 %
Kingsbury	3,612	2,810	77.80 %
Lake	8,576	5,966	69.57 %
Lawrence	18,210	14,025	77.02 %
Lincoln	41,180	32,737	79.50 %
Lyman	2,247	1,617	71.96 %
Marshall	2,821	2,217	78.59 %
McCook	3,754	2,934	78.16 %
McPherson	1,776	1,338	75.34 %
Meade	18,572	13,791	74.26 %
Mellette	1,162	784	67.47 %
Miner	1,574	1,163	73.89 %
Minnehaha	125,534	93,425	74.42 %
Moody	4,169	3,251	77.98 %
Oglala Lakota	7,955	3,245	40.79 %
Pennington	80,853	58,047	71.79 %
Perkins	2,155	1,688	78.33 %
Potter	1,735	1,400	80.69 %
Roberts	6,408	4,351	67.90 %
Sanborn	1,558	1,198	76.89 %
Spink	4,198	3,207	76.39 %
Stanley	2,111	1,673	79.25 %
Sully	1,103	942	85.40 %
Todd	4,623	2,561	55.40 %
Tripp	3,651	2,721	74.53 %
Turner	5,816	4,594	78.99 %
Union	12,286	8,956	72.90 %
Walworth	3,827	2,606	68.10 %
Yankton	14,471	11,039	76.28 %
Ziebach	1,653	924	55.90 %
TOTAL	578,655	427,529	73.88 %

2020 GENERAL ELECTION
United States Presidential Electors

County	Donald J. Trump and Michael R. Pence - REP	Jo Jorgensen and Jeremy "Spike" Cohen -	Joseph R. Biden and Kamala Harris - DEM
Aurora	1,052	36	317
Beadle	4,808	166	2,107
Bennett	694	23	466
Bon Homme	2,235	45	721
Brookings	8,000	457	6,110
Brown	10,580	429	6,538
Brule	1,750	67	673
Buffalo	183	14	352
Butte	3,731	132	939
Campbell	747	9	117
Charles Mix	2,552	54	1,177
Clark	1,373	40	437
Clay	2,456	159	3,083
Codington	8,958	366	3,837
Corson	647	14	622
Custer	3,852	120	1,522
Davison	5,613	193	2,648
Day	1,869	43	1,052
Deuel	1,699	42	609
Dewey	790	45	1,131
Douglas	1,468	23	216
Edmunds	1,538	30	417
Fall River	2,878	111	1,053
Faulk	964	20	198
Grant	2,618	71	1,056
Gregory	1,771	32	455
Haakon	1,026	6	105
Hamlin	2,372	64	647
Hand	1,433	30	373
Hanson	1,793	38	557
Harding	748	16	49
Hughes	5,522	248	2,953
Hutchinson	2,944	61	762

County	Donald J. Trump and Michael R. Pence - REP	Jo Jorgensen and Jeremy "Spike" Cohen	Joseph R. Biden and Kamala Harris - DEM
Hyde	564	10	136
Jackson	738	18	359
Jerauld	721	15	270
Jones	498	11	90
Kingsbury	1,904	56	819
Lake	3,681	124	2,068
Lawrence	8,753	538	4,537
Lincoln	19,617	798	11,981
Lyman	1,042	30	525
Marshall	1,287	33	858
McCook	2,068	63	769
McPherson	1,075	27	222
Meade	9,875	510	3,285
Mellette	449	22	298
Miner	787	31	320
Minnehaha	49,249	2,595	40,482
Moody	1,951	76	1,179
Oglala Lakota	297	74	2,829
Pennington	35,063	1,849	20,606
Perkins	1,401	29	239
Potter	1,139	14	227
Roberts	2,404	75	1,828
Sanborn	905	23	257
Spink	2,104	61	998
Stanley	1,203	28	421
Sully	726	19	185
Todd	532	44	1,963
Tripp	2,161	40	495
Turner	3,290	119	1,139
Union	5,944	186	2,725
Walworth	1,966	49	565
Yankton	6,581	303	4,016
Ziebach	404	21	481
Total	261,043	11,095	150,471

2020 GENERAL ELECTION

United States Senator

County	Mike Rounds - REP	Dan Ahlers - DEM
Aurora	1,002	403
Beadle	5,104	1,986
Bennett	729	437
Bon Homme	2,156	834
Brookings	8,792	5,746
Brown	11,168	6,283
Brule	1,735	756
Buffalo	223	322
Butte	3,809	961
Campbell	745	122
Charles Mix	2,542	1,259
Clark	1,397	450
Clay	2,857	2,807
Codington	9,479	3,626
Corson	681	583
Custer	3,973	1,483
Davison	5,893	2,540
Day	1,895	1,069
Deuel	1,714	628
Dewey	884	1,062
Douglas	1,469	235
Edmunds	1,539	448
Fall River	3,009	993
Faulk	975	213
Grant	2,723	1,026
Gregory	1,766	488
Haakon	1,032	106
Hamlin	2,413	657
Hand	1,480	378
Hanson	1,796	564
Harding	727	73
Hughes	6,217	2,546
Hutchinson	2,982	772

County	Mike Rounds - REP	Dan Ahlers - DEM
Hyde	568	143
Jackson	756	357
Jerauld	720	277
Jones	497	99
Kingsbury	1,970	809
Lake	3,816	2,069
Lawrence	9,385	4,358
Lincoln	21,221	11,013
Lyman	1,066	533
Marshall	1,334	853
McCook	2,072	835
McPherson	1,086	235
Meade	10,355	3,176
Mellette	468	303
Miner	807	339
Minnehaha	52,773	38,799
Moody	1,877	1,343
Oglala Lakota	510	2,691
Pennington	37,694	19,184
Perkins	1,395	249
Potter	1,160	224
Roberts	2,529	1,767
Sanborn	898	281
Spink	2,178	986
Stanley	1,274	378
Sully	759	168
Todd	706	1,796
Tripp	2,188	502
Turner	3,416	1,126
Union	6,364	2,407
Walworth	2,040	525
Yankton	6,994	3,848
Ziebach	450	458
Total	276,232	143,987

2020 GENERAL ELECTION
United States Representative

County	Dusty Johnson -REP	Randy "Uriah" Luallin- LIB
Aurora	1,224	144
Beadle	5,857	936
Bennett	807	288
Bon Homme	2,519	389
Brookings	10,741	2,791
Brown	13,706	2,841
Brule	2,073	338
Buffalo	306	196
Butte	3,977	672
Campbell	790	64
Charles Mix	2,921	703
Clark	1,571	222
Clay	3,750	1,378
Codington	10,685	1,881
Corson	755	365
Custer	4,336	902
Davison	7,101	1,069
Day	2,336	485
Deuel	2,005	294
Dewey	1,065	693
Douglas	1,568	106
Edmunds	1,741	184
Fall River	3,142	735
Faulk	1,065	90
Grant	3,164	462
Gregory	2,009	179
Haakon	1,061	59
Hamlin	2,644	359
Hand	1,647	159
Hanson	1,938	275
Harding	747	48
Hughes	7,148	1,276
Hutchinson	3,301	351

County	Dusty Johnson -REP	Randy "Uriah" Luallin- LIB
Hyde	628	68
Jackson	809	253
Jerauld	847	115
Jones	528	65
Kingsbury	2,314	361
Lake	4,717	834
Lawrence	10,481	2,521
Lincoln	25,298	5,290
Lyman	1,228	312
Marshall	1,670	364
McCook	2,479	369
McPherson	1,181	114
Meade	10,983	2,178
Mellette	548	198
Miner	964	133
Minnehaha	65,473	19,600
Moody	2,425	631
Oglala Lakota	855	1,865
Pennington	41,982	11,679
Perkins	1,427	176
Potter	1,255	102
Roberts	3,100	934
Sanborn	1,016	129
Spink	2,645	400
Stanley	1,399	180
Sully	807	92
Todd	961	1,247
Tripp	2,360	267
Turner	3,885	541
Union	6,862	1,345
Walworth	2,222	267
Yankton	8,404	1,887
Ziebach	531	297
Total	321,984	75,748

2020 GENERAL ELECTION
Public Utilities Commissioner

County	Gary Hanson - REP	Devin Saxon - LIB	Remi W. B. Bald Eagle - DEM	County	Gary Hanson - REP	Devin Saxon - LIB	Remi W. B. Bald Eagle - DEM
Aurora	1,073	55	207	Hyde	559	19	105
Beadle	5,131	301	1,372	Jackson	708	34	334
Bennett	631	51	429	Jerauld	752	24	186
Bon Homme	2,193	137	491	Jones	481	26	68
Brookings	8,523	735	4,389	Kingsbury	2,034	91	541
Brown	11,118	814	4,531	Lake	4,014	234	1,342
Brule	1,774	124	486	Lawrence	8,818	946	3,433
Buffalo	174	15	340	Lincoln	21,904	1,460	7,421
Butte	3,577	294	737	Lyman	1,043	52	445
Campbell	734	26	75	Marshall	1,422	85	555
Charles Mix	2,532	97	1,036	McCook	2,140	117	486
Clark	1,382	95	275	McPherson	1,074	43	133
Clay	2,778	252	2,299	Meade	9,489	967	2,468
Codington	9,285	646	2,352	Mellette	437	32	275
Corson	605	33	605	Miner	836	52	200
Custer	3,692	301	1,243	Minnehaha	55,106	4,569	27,568
Davison	6,010	406	1,631	Moody	2,041	116	915
Day	1,999	127	666	Oglala Lakota	257	78	2,824
Deuel	1,704	115	416	Pennington	34,684	3,697	15,847
Dewey	694	63	1,149	Perkins	1,302	85	191
Douglas	1,475	36	121	Potter	1,155	37	133
Edmunds	1,533	71	280	Roberts	2,593	144	1,410
Fall River	2,789	254	836	Sanborn	874	42	197
Faulk	942	39	133	Spink	2,229	132	634
Grant	2,721	163	671	Stanley	1,234	48	308
Gregory	1,732	60	358	Sully	735	29	133
Haakon	1,015	18	62	Todd	479	68	1,915
Hamlin	2,384	113	421	Tripp	2,125	79	377
Hand	1,485	58	245	Turner	3,474	184	707
Hanson	1,758	76	404	Union	6,013	375	1,941
Harding	690	32	50	Walworth	1,978	81	420
Hughes	6,155	337	2,002	Yankton	6,737	573	2,748
Hutchinson	3,002	107	449	Ziebach	361	52	473
				Total	272,378	20,622	107,494

2020 GENERAL ELECTION
State Senate & State House of Representatives

	State Senator District 01	
	Michael H. Rohl - REP	Susan Wismer - DEM
County		
Brown	1,130	622
Day	1,663	1,218
Marshall	1,117	1,043
Roberts	2,141	2,030
Total	6,051	4,913

	State Representative District 01		
	Tamara St. John - REP	Jennifer Healy Keintz - DEM	Steven D. McCleerey - DEM
County			
Brown	1,126	595	599
Day	1,607	1,304	1,031
Marshall	1,107	1,110	807
Roberts	2,310	1,493	1,812
Total	6,150	4,502	4,249

	State Senator District 02
	Brock L. Greenfield - REP
County	
Brown	2,602
Clark	1,305
Hamlin	2,286
Spink	1,961
Total	8,154

	State Representative District 02	
	Kaleb W. Weis - REP	Lana Greefield - REP
County		
Brown	2,200	2,025
Clark	945	1,071
Hamlin	1,769	1,739
Spink	1,467	1,593
Total	6,381	6,428

	State Senator District 03
	Al Novstrup - REP
County	
Brown	7,496
Total	7,496

	State Representative District 03			
	Drew Dennert - REP	Carl E Perry - REP	Leslie McLaughlin - DEM	Justin Roemmick - DEM
County				
Brown	7,108	6,087	3,843	3,720
Total	7,108	6,087	3,843	3,720

	State Senator District 04	
	John Wiik - REP	Daryl Root - LIB
County		
Brookings	3,365	774
Codington	1,405	250
Deuel	1,851	371
Grant	2,917	612
Total	9,538	2,007

	State Representative District 04		
	Fred Deutsch - REP	John Mills - REP	Becky Holtquist - DEM
County			
Brookings	2,842	2,800	1,369
Codington	1,201	865	460
Deuel	1,497	1,380	663
Grant	2,472	1,956	1,150
Total	8,012	7,001	3,642

2020 GENERAL ELECTION
State Senate & State House of Representatives

County	State Senator District 05	
	Lee Schoenbeck - REP	Adam Jewell - LIB
Codington	8,272	2,193
Total	8,272	2,193

County	State Representative District 05	
	Hugh M. Bartels - REP	Nancy York - REP
Codington	7,311	6,182
Total	7,311	6,182

County	State Senator District 06	
	Herman Otten - REP	Nancy Kirstein - DEM
Lincoln	10,194	5,081
Total	10,194	5,081

County	State Representative District 06		
	Ernie Otten - REP	Aaron Aylward - REP	Cody Ingle - DEM
Lincoln	9,504	6,504	5,084
Total	9,504	6,504	5,084

County	State Senator District 07
	V. J. Smith - REP
Brookings	6,650
Total	6,650

County	State Representative District 07			
	Timothy Reed - REP	Larry Tidemann - REP	Louise Snodgrass - DEM	Bill Adamson - DEM
Brookings	5,821	5,235	3,635	2,786
Total	5,821	5,235	3,635	2,786

County	State Senator District 08
	Casey Crabtree - REP
Lake	4,218
Miner	788
Moody	2,000
Sanborn	823
Total	7,829

County	State Representative District 08			
	Marli Wiese - REP	Randy Gross - REP	John P. Kessinger - DEM	Val Parsley - DEM
Lake	3,921	3,163	1,095	2,264
Miner	700	641	188	404
Moody	1,682	1,795	685	1,291
Sanborn	726	728	194	301
Total	7,029	6,327	2,162	4,260

2020 GENERAL ELECTION

State Senate & State House of Representatives

County	State Senator District 09	
	Wayne H. Steinhauer - REP	Suzanne "Suzy" Jones Pranger - DEM
Minnehaha	7,654	5,552
Total	7,654	5,552

County	State Representative District 09			
	Rhonda Milstead - REP	Bethany Soye - REP	Michael Saba - DEM	Toni Miller - DEM
Minnehaha	7,656	6,720	4,679	4,368
Total	7,656	6,720	4,679	4,368

County	State Senator District 10	
	Maggie Sutton - REP	Nichole Cauwels - DEM
Minnehaha	7,205	4,261
Total	7,205	4,261

County	State Representative District 10		
	Steven Haugaard - REP	Doug Barthel - REP	Michelle L. Hentschel - DEM
Minnehaha	6,527	6,188	4,736
Total	6,527	6,188	4,736

County	State Senator District 11	
	Jim Stalzer	Tom Cool
Minnehaha	8,244	5,389
Total	8,244	5,389

County	State Representative District 11			
	Mark Willadsen - REP	Chris Karr - REP	Sheryl Johnson - DEM	Margaret M Kuipers - DEM
Minnehaha	7,172	7,253	5,900	4,429
Total	7,172	7,253	5,900	4,429

County	State Senator District 12	
	R Blake Curd - REP	Jessica Meyers - DEM
Lincoln	3,219	2,178
Minnehaha	3,380	3,428
Total	6,599	5,606

County	State Representative District 12		
	Greg Jamison - REP	Arch Beal - REP	Erin Royer - DEM
Lincoln	3,212	2,750	2,152
Minnehaha	3,587	2,871	3,403
Total	6,799	5,621	5,555

County	State Senator District 13	
	Jack Kolbeck - REP	Elizabeth "Liz" Larson - DEM
Lincoln	3,969	2,017
Minnehaha	3,521	3,802
Total	7,490	5,819

County	State Representative District 13			
	Richard L. Thomason - REP	Sue Peterson - REP	Norman B. Bliss - DEM	Kelly A. Sullivan - DEM
Lincoln	3,346	3,605	1,766	2,078
Minnehaha	2,869	3,141	3,328	3,768
Total	6,215	6,746	5,094	5,846

2020 GENERAL ELECTION

State Senate & State House of Representatives

County	State Senator District 14	
	Larry P. Zikmund - REP	Timothy Reed - DEM
Minnehaha	7,391	5,808
Total	7,391	5,808

County	State Representative District 14			
	Taylor Rae Rehfeldt - REP	Tom Holmes - REP	Mike Huber - DEM	Erin Healy - DEM
Minnehaha	6,933	5,782	5,228	6,388
Total	6,933	5,782	5,228	6,388

County	State Senator District 15	
	Thor Bardon - REP	Reynold F. Nesiba - DEM
Minnehaha	3,411	4,127
Total	3,411	4,127

County	State Representative District 15			
	Matt Rosburg - REP	Cole Heisey - REP	Jamie Smith - DEM	Linda Duba - DEM
Minnehaha	2,943	2,987	3,727	3,918
Total	2,943	2,987	3,727	3,918

County	State Senator District 16
	Jim Bolin - REP
Lincoln	3,383
Union	6,582
Total	9,965

County	State Representative District 16	
	David L. Anderson - REP	Kevin D. Jensen - REP
Lincoln	2,784	2,253
Union	5,599	4,257
Total	8,383	6,510

County	State Senator District 17		
	Arthur Rusch - REP	Gregory Baldwin - LIB	Ailee Johns - DEM
Clay	3,065	218	2,250
Turner	3,220	216	872
Total	6,285	434	3,122

County	State Representative District 17			
	Richard Vasgaard - REP	Sydney Davis - REP	Caitlin F. Collier - DEM	Al Leber - DEM
Clay	1,989	2,521	2,374	2,708
Turner	2,797	2,757	807	937
Total	4,786	5,278	3,181	3,645

County	State Senator District 18	
	Jean Hunhoff - REP	Jordan Foos - DEM
Yankton	6,342	4,255
Total	6,342	4,255

County	State Representative District 18	
	Mike Stevens - REP	Ryan Cwach - DEM
Yankton	6,778	5,109
Total	6,778	5,109

2020 GENERAL ELECTION

State Senate & State House of Representatives

County	State Senator District 19
	Kyle Schoenfish - REP
Bon Homme	1,395
Douglas	1,403
Hanson	1,750
Hutchinson	3,111
McCook	2,107
Total	9,766

County	State Representative District 19	
	Kent Peterson - REP	Marty Overweg - REP
Bon Homme	1,188	842
Douglas	991	1,249
Hanson	1,559	1,183
Hutchinson	2,695	1,953
McCook	2,070	1,337
Total	8,503	6,564

County	State Senator District 20	
	Joshua Klumb - REP	Alexander Martin - LIB
Aurora	1,165	156
Davison	6,567	1,215
Jerauld	784	121
Total	8,516	1,492

County	State Representative District 20	
	Paul R Miskimins - REP	Lance Koth - REP
Aurora	974	693
Davison	5,860	4,804
Jerauld	569	567
Total	7,403	6,064

County	State Senator District 21	
	Erin Tobin - REP	Dan Kerner Andersson - DEM
Bon Homme	892	208
Charles Mix	2,593	1,093
Gregory	1,874	335
Tripp	2,270	366
Total	7,629	2,002

County	State Representative District 21		
	Rocky Blare - REP	Caleb Finck - REP	Jessica Hegge - DEM
Bon Homme	615	794	268
Charles Mix	1,898	1,845	1,620
Gregory	1,595	1,226	537
Tripp	2,222	1,173	486
Total	6,330	5,038	2,911

County	State Senator District 22
	David Wheeler - REP
Beadle	5,417
Kingsbury	1,980
Total	7,397

County	State Representative District 22			
	Roger Chase - REP	Lynn Schneider - REP	Mark S Smith - DEM	C. John McEnelly - DEM
Beadle	4,409	4,310	1,910	1,734
Kingsbury	1,756	1,545	730	614
Total	6,165	5,855	2,640	2,348

2020 GENERAL ELECTION

State Senate & State House of Representatives

County	State Senator District 23		County	State Representative District 23	
	Bryan J. Breitling - REP	CJ Abernathy - LIB		Spencer Gosch - REP	Charlie Hoffman - REP
Campbell	756	57	Campbell	729	566
Edmunds	1,679	170	Edmunds	1,337	1,211
Faulk	938	106	Faulk	806	715
Hand	1,557	198	Hand	1,214	1,045
McPherson	1,117	117	McPherson	907	989
Potter	1,166	110	Potter	1,032	837
Spink	266	45	Spink	212	186
Walworth	2,040	307	Walworth	2,088	1,242
Total	9,519	1,110	Total	8,325	6,791

County	State Senator District 24	County	State Representative District 24		
	Mary Duvall - REP		Will D Mortenson - REP	Mike Weisgram - REP	Amanda Bachmann - DEM
Hughes	6,656	Hughes	6,012	5,736	2,421
Hyde	565	Hyde	526	401	155
Stanley	1,242	Stanley	1,186	1,067	331
Sully	791	Sully	686	582	172
Total	9,254	Total	8,410	7,786	3,079

County	State Senator District 25		
	Marsha Symens - REP	Seth William Van't Hof - IND	Rick W Knobe - IND
Minnehaha	7,580	1,093	4,205
Total	7,580	1,093	4,205

County	State Representative District 25			
	Tom Pischke - REP	Jon Hansen - REP	Jeff Barth - DEM	Jared Nieuwenhuis - DEM
Minnehaha	7,784	7,826	4,460	3,720
Total	7,784	7,826	4,460	3,720

2020 GENERAL ELECTION

State Senate & State House of Representatives

County	State Senator District 26	
	Joel Koskan - REP	Troy Heinert - DEM
Brule	1,505	898
Buffalo	158	381
Jones	452	133
Lyman	918	635
Mellette	404	357
Todd	504	2,012
Total	3,941	4,416

County	State Senator District 27	
	Judd W Schomp - REP	Red Dawn Foster - DEM
Bennett	618	511
Haakon	1,013	81
Jackson	713	361
Oglala Lakota	324	2,842
Pennington	310	34
Total	2,978	3,829

County	State Senator District 28
	Ryan M. Maher - REP
Butte	2,915
Corson	788
Dewey	1,074
Harding	743
Perkins	1,439
Ziebach	547
Total	7,506

County	State Representative District 26A
	Shawn Bordeaux - DEM
Mellette	387
Todd	1,867
Total	2,254

County	State Representative District 26B	
	Rebecca L Reimer - REP	Tim Feliciano - DEM
Brule	1,826	597
Buffalo	200	338
Jones	491	75
Lyman	1,061	492
Total	3,578	1,502

County	State Representative District 27		
	Liz May - REP	Ernest Weston Jr - DEM	Peri Pourier - DEM
Bennett	778	320	397
Haakon	1,013	104	92
Jackson	765	212	331
Oglala Lakota	448	1,814	2,380
Pennington	316	30	34
Total	3,320	2,480	3,234

County	State Representative District 28A
	Oren Lee Lesmeister - DEM
Corson	732
Dewey	1,215
Ziebach	638
Total	2,585

2020 GENERAL ELECTION
State Senate & State House of Representatives

		State Senator District 29				State Representative District 29		
County		Gary L. Cammack - REP	Kent Wilsey - LIB	County		Dean Wink - REP	Kirk J. Chaffee - REP	Jade Addison - IND
Butte		811	171	Butte		679	571	194
Meade		7,919	2,177	Meade		6,911	5,356	2,634
Pennington		620	308	Pennington		577	454	346
Total		9,350	2,656	Total		8,167	6,381	3,174

		State Senator District 30				State Representative District 30	
County		Julie Frye-Mueller - REP	A. Gideon Oakes - LIB	County		Trish Ladner - REP	Tim R. Goodwin - REP
Custer		3,506	1,542	Custer		3,039	3,075
Fall River		2,728	1,058	Fall River		2,372	2,156
Pennington		3,809	1,446	Pennington		3,257	3,204
Total		10,043	4,046	Total		8,668	8,435

		State Senator District 31				State Representative District 31		
County		Timothy R. Johns - REP		County		Scott Odenbach - REP	Mary Fitzgerald - REP	Brooke Abdallah - DEM
Lawrence		9,911		Lawrence		8,104	6,920	4,590
Total		9,911		Total		8,104	6,920	4,590

		State Senator District 32	
County		Helene Duhamel - REP	Michael Calabrese - DEM
Pennington		7,397	4,143
Total		7,397	4,143

State Representative District 32				
County	Chris Johnson - REP	Becky Drury - REP	Toni Diamond - DEM	James Preston - DEM
Pennington	6,391	5,587	3,826	3,932
Total	6,391	5,587	3,826	3,932

2020 GENERAL ELECTION
State Senate & State House of Representatives

County	State Senator District 33		County	State Representative District 33	
	David Johnson - REP	Ryan A. Ryder - DEM		Phil Jensen - REP	Taffy Howard - REP
Meade	1,960	692	Meade	1,711	1,337
Pennington	9,409	4,625	Pennington	8,540	6,565
Total	11,369	5,317	Total	10,251	7,902

County	State Senator District 34	
	Michael G Diedrich - REP	George Nelson - DEM
Pennington	8,079	4,470
Total	8,079	4,470

County	State Representative District 34			
	Mike Derby - REP	Jess Olson - REP	Nick Anderson - DEM	Rick Stracqualursi - DEM
Pennington	7,225	6,756	3,776	3,806
Total	7,225	6,756	3,776	3,806

County	State Senator District 35	
	Jessica Castleberry - REP	Brian Gentry - IND
Pennington	6,012	3,747
Total	6,012	3,747

County	State Representative District 35			
	Tina L. Mulally - REP	Tony Randolph - REP	David A. Hubbard - DEM	Pat Cromwell - DEM
Pennington	5,777	5,375	2,916	2,740
Total	5,777	5,375	2,916	2,740

2020 GENERAL ELECTION
Legislative District Recount

	State Representative — RECOUNT District 12		
County	Greg Jamison - REP	Arch Beal - REP	Erin Royer - DEM
Lincoln	3,210	2,745	2,149
Minnehaha	3,583	2,865	3,403
Total	6,793	5,610	5,552

2020 GENERAL ELECTION
West Dakota Water Development District Director

	James River Water Development District Director James River WDD 4	
County	Leroy Braun - NON	Robert J. Roeber - NON
Beadle	731	509
Spink	1,510	856
Total	2,241	1,365

	West Dakota Water Development District Director West Dakota WDD 6	
County	James A. Kammert Sr. - NON	Cheryl Rowe - NON
Pennington	1,266	2,370
Total	1,266	2,370

2020 GENERAL ELECTION
Constitutional Amendment A—Title & Explanation

Title: An amendment to the South Dakota Constitution to legalize, regulate, and tax marijuana; and to require the Legislature to pass laws regarding hemp as well as laws ensuring access to marijuana for medical use.

Attorney General Explanation

This constitutional amendment legalizes the possession, use, transport, and distribution of marijuana and marijuana paraphernalia by people age 21 and older. Individuals may possess or distribute one ounce or less of marijuana. Marijuana plants and marijuana produced from those plants may also be possessed under certain conditions.

The amendment authorizes the State Department of Revenue (“Department”) to issue marijuana – related licenses for commercial cultivators and manufacturers, testing facilities, wholesalers, and retailers. Local governments may regulate or ban the establishment of licensees within their jurisdictions.

The Department must enact rules to implement and enforce this amendment. The amendment requires the Legislature to pass laws regarding medical use of marijuana. The amendment does not legalize hemp; it requires the Legislature to pass laws regulating the cultivation, processing, and sale of hemp.

The amendment imposes a 15% tax on marijuana sales. The tax revenue will be used for the Department’s costs incurred in implementing this amendment, with remaining revenue equally divided between the support of public schools and the State general fund.

Judicial clarification of the amendment may be necessary. The amendment legalizes some substances that are considered felony controlled substances under current State law. Marijuana remains illegal under Federal law.

Fiscal Note: Legalizing cannabis would provide revenues from licensing fees, sales tax, and a 15% excise tax. After regulatory costs, the State would distribute 50% of net revenues annually to public schools and 50% to the general fund. Incarceration costs would decrease due to a decriminalization of several current laws.

Estimated Net Revenues:

FY2021: \$355,705 FY2022: \$10,765,004

FY2023: \$19,589,466 FY2024: \$29,372,397

Vote “Yes” to adopt the amendment.

Vote “No” to leave the Constitution as it is.

2020 GENERAL ELECTION
Constitutional Amendment A—Returns

COUNTY	YES	NO
Aurora	531	850
Beadle	3,432	3,536
Bennett	637	518
Bon Homme	1,269	1,647
Brookings	8,056	6,280
Brown	9,666	7,632
Brule	1,141	1,301
Buffalo	366	162
Butte	2,221	2,524
Campbell	344	507
Charles Mix	1,678	2,036
Clark	751	1,058
Clay	3,742	1,891
Codington	6,603	6,355
Corson	665	573
Custer	2,617	2,794
Davison	4,135	4,228
Day	1,419	1,479
Deuel	920	1,373
Dewey	1,222	685
Douglas	460	1,195
Edmunds	796	1,158
Fall River	2,065	1,881
Faulk	413	751
Grant	1,649	2,027
Gregory	876	1,337
Haakon	305	809
Hamlin	1,114	1,933
Hand	619	1,195
Hanson	1,037	1,245
Harding	251	541
Hughes	4,348	4,346
Hutchinson	1,267	2,408

COUNTY	YES	NO
Hyde	264	430
Jackson	515	578
Jerauld	392	594
Jones	220	376
Kingsbury	1,234	1,490
Lake	3,001	2,818
Lawrence	7,934	5,813
Lincoln	17,741	14,432
Lyman	808	777
Marshall	1,121	1,023
McCook	1,327	1,531
McPherson	475	810
Meade	6,999	6,525
Mellette	376	387
Miner	514	614
Minnehaha	54,663	36,018
Moody	1,667	1,529
Oglala Lakota	2,523	582
Pennington	32,991	23,367
Perkins	616	1,020
Potter	530	825
Roberts	2,297	1,916
Sanborn	535	620
Spink	1,349	1,724
Stanley	788	849
Sully	402	526
Todd	1,906	562
Tripp	999	1,651
Turner	1,975	2,512
Union	5,090	3,609
Walworth	1,032	1,478
Yankton	5,839	4,870
Ziebach	522	366
Total	225,260	190,477

2020 GENERAL ELECTION
Constitutional Amendment B—Title & Explanation

Title: An amendment to the South Dakota Constitution authorizing the Legislature to allow sports wagering in Deadwood

Attorney General Explanation

The constitution currently authorizes the Legislature to allow certain types of gaming in the City of Deadwood: roulette, keno, craps, limited card games, and slot machines. The constitution amendment authorizes the Legislature to also include wagering on sporting events as a type of gaming allowed in Deadwood.

Under federal law, any gaming authorized by the Legislature to be offered in Deadwood would also be allowed at on-reservation tribal casinos upon amendments to current tribal gaming compacts.

Vote “Yes” to adopt the amendment.

Vote “No” to leave the Constitution as it is.

2020 GENERAL ELECTION
Constitutional Amendment B—Returns

County	Yes	No
Aurora	637	735
Beadle	3,627	3,251
Bennett	644	504
Bon Homme	1,456	1,426
Brookings	8,062	6,044
Brown	9,914	7,138
Brule	1,291	1,137
Buffalo	297	221
Butte	2,589	2,141
Campbell	411	419
Charles Mix	1,867	1,832
Clark	889	890
Clay	3,422	2,077
Codington	7,068	5,595
Corson	623	612
Custer	2,893	2,477
Davison	4,669	3,625
Day	1,491	1,374
Deuel	1,127	1,154
Dewey	1,124	765
Douglas	653	988
Edmunds	1,037	889
Fall River	2,224	1,696
Faulk	562	583
Grant	1,857	1,758
Gregory	1,031	1,158
Haakon	491	620
Hamlin	1,254	1,759
Hand	838	950
Hanson	1,194	1,062
Harding	423	367
Hughes	5,010	3,630
Hutchinson	1,714	1,947

County	Yes	No
Hyde	352	333
Jackson	581	505
Jerauld	477	499
Jones	265	320
Kingsbury	1,345	1,350
Lake	3,243	2,518
Lawrence	8,484	5,139
Lincoln	19,848	11,668
Lyman	938	633
Marshall	1,136	977
McCook	1,566	1,273
McPherson	538	730
Meade	8,082	5,280
Mellette	419	340
Miner	553	561
Minnehaha	55,388	33,472
Moody	1,845	1,310
Oglala Lakota	2,106	974
Pennington	33,966	21,609
Perkins	754	875
Potter	709	643
Roberts	2,217	1,955
Sanborn	629	516
Spink	1,648	1,414
Stanley	1,016	623
Sully	520	402
Todd	1,610	822
Tripp	1,332	1,315
Turner	2,409	2,035
Union	5,653	2,944
Walworth	1,269	1,228
Yankton	5,827	4,730
Ziebach	506	374
Total	239,620	170,191

2020 GENERAL ELECTION
Initiated Measure 26—Title & Explanation

Title: An initiated measure to legalize marijuana for medical use.

Attorney General Explanation

This measure legalizes medical use of marijuana by qualifying patients, including minors. “Medical use” includes the use, delivery, manufacture – and for State residents, cultivation – of marijuana and marijuana-based products to treat or alleviate debilitating medical conditions certified by the patients’ practitioners.

South Dakota patients must obtain a registration card from the State Department of Health. Non-residents may use out-of-state registration cards. Patients may designate caregivers to assist their use of marijuana; the caregivers must register with the Department.

Cardholders may possess 3 ounces of marijuana and additional amounts of marijuana products. Additionally, if a resident cardholder is allowed to grow marijuana plants the cardholder may possess a minimum of 3 plants, as well as marijuana and products made from those plants.

The measure legalizes marijuana testing, manufacturing, and cultivation facilities, as well as marijuana dispensaries. These establishments must register with the Department.

The measure legalizes some substances that are considered felony controlled substances under current State law. Marijuana remains illegal under Federal law. The measure limits State and local law enforcement’s ability to assist Federal law enforcement authorities.

The 95-section measure contains numerous other provisions not described here. It will likely require judicial or legislative clarification

Fiscal Note: Legalizing cannabis for medical use would have an initial cost to the state of \$677,309. Once the medical cannabis program is operational, it is expected that ongoing program revenues would cover program costs for a net to zero. This measure will likely have minimal impact on prison and jail costs.

Vote “Yes” to adopt the amendment.

Vote “No” to leave the Constitution as it is.

The text of this initiated measure is 26 pages long containing 95 sections.

2020 GENERAL ELECTION
Initiated Measure 26—Returns

County	Yes	No
Aurora	793	598
Beadle	4,577	2,409
Bennett	786	374
Bon Homme	1,749	1,180
Brookings	10,454	3,942
Brown	12,442	4,952
Brule	1,624	835
Buffalo	403	123
Butte	2,888	1,875
Campbell	466	381
Charles Mix	2,317	1,426
Clark	1,157	662
Clay	4,466	1,180
Codington	9,000	4,029
Corson	800	445
Custer	3,464	1,970
Davison	5,563	2,818
Day	1,916	998
Deuel	1,402	913
Dewey	1,431	489
Douglas	734	926
Edmunds	1,213	746
Fall River	2,472	1,385
Faulk	648	515
Grant	2,416	1,277
Gregory	1,260	961
Haakon	494	628
Hamlin	1,665	1,388
Hand	991	829
Hanson	1,480	824
Harding	361	433
Hughes	5,802	2,922
Hutchinson	1,977	1,720

County	Yes	No
Hyde	400	298
Jackson	635	464
Jerauld	589	404
Jones	324	269
Kingsbury	1,748	990
Lake	4,058	1,792
Lawrence	9,712	4,077
Lincoln	23,476	8,718
Lyman	1,070	519
Marshall	1,591	570
McCook	1,862	1,009
McPherson	672	619
Meade	8,952	4,571
Mellette	496	269
Miner	741	387
Minnehaha	69,052	22,036
Moody	2,234	973
Oglala Lakota	2,668	443
Pennington	40,732	15,813
Perkins	840	803
Potter	773	602
Roberts	3,035	1,202
Sanborn	751	417
Spink	1,956	1,147
Stanley	1,097	550
Sully	536	388
Todd	2,063	410
Tripp	1,472	1,194
Turner	2,939	1,571
Union	6,483	2,244
Walworth	1,432	1,095
Yankton	7,539	3,216
Ziebach	615	275
Total	291,754	125,488

2020 GENERAL ELECTION
Supreme Court Retention

SUPREME COURT RETENTION: SHALL JUSTICE STEVEN JENSEN
REPRESENTING THE FIRST SUPREME COURT DISTRICT, WHOSE TERM
EXPIRES JANUARY 1, 2021, BE RETAINED IN OFFICE?

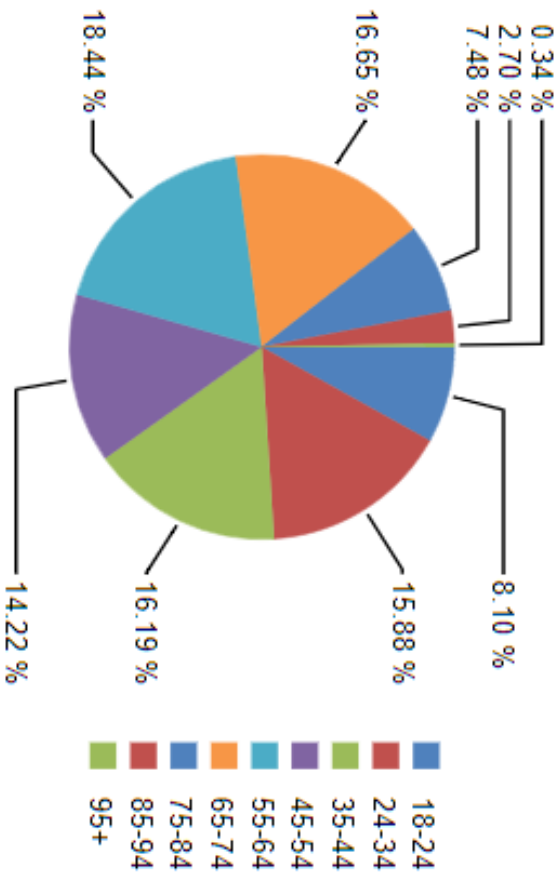
2020 GENERAL ELECTION
Supreme Court Retention—Returns

County	Yes	No
Aurora	1,074	181
Beadle	5,239	940
Bennett	726	294
Bon Homme	2,272	391
Brookings	10,069	1,957
Brown	12,450	2,517
Brule	1,860	381
Buffalo	308	179
Butte	3,611	675
Campbell	665	86
Charles Mix	2,670	744
Clark	1,368	226
Clay	3,935	1,053
Codington	9,161	1,716
Corson	759	383
Custer	3,882	852
Davison	6,466	1,138
Day	2,135	448
Deuel	1,718	307
Dewey	1,145	590
Douglas	1,330	158
Edmunds	1,474	274
Fall River	2,777	730
Faulk	897	128
Grant	2,743	500
Gregory	1,745	303
Haakon	872	126
Hamlin	2,261	335
Hand	1,450	184
Hanson	1,758	274
Harding	608	83
Hughes	7,019	1,019
Hutchinson	2,872	390

County	Yes	No
Hyde	564	71
Jackson	769	231
Jerauld	757	133
Jones	477	71
Kingsbury	2,098	293
Lake	4,363	746
Lawrence	9,685	2,308
Lincoln	23,388	4,650
Lyman	1,107	311
Marshall	1,576	317
McCook	2,163	393
McPherson	1,009	174
Meade	9,682	2,271
Mellette	536	145
Miner	846	126
Minnehaha	61,774	16,025
Moody	2,302	554
Oglala Lakota	1,397	1,537
Pennington	38,701	10,395
Perkins	1,232	185
Potter	1,088	143
Roberts	2,977	834
Sanborn	922	114
Spink	2,391	386
Stanley	1,337	173
Sully	729	116
Todd	1,259	1,012
Tripp	2,053	386
Turner	3,443	596
Union	6,681	1,169
Walworth	1,927	357
Yankton	7,746	1,668
Ziebach	526	265
Total	296,824	67,717

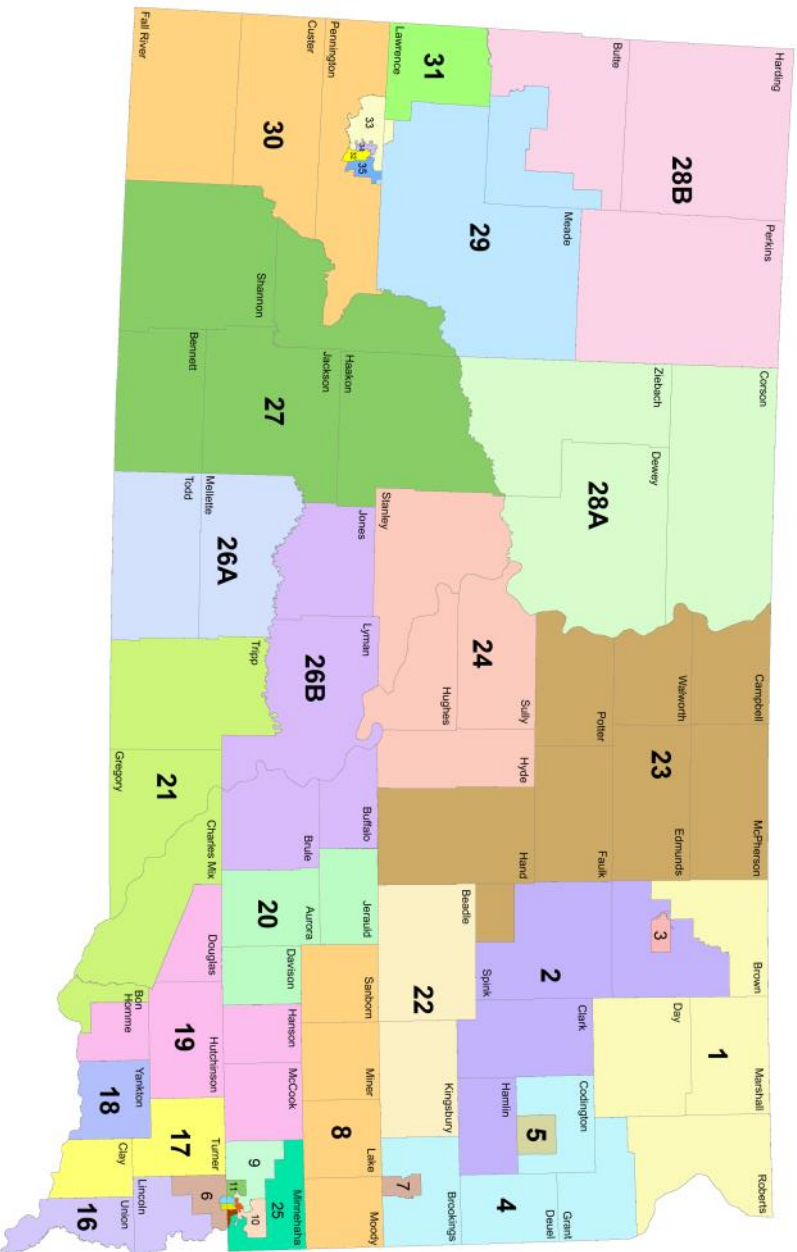
2020 GENERAL ELECTION
Voter Age Breakdown

Age Range	Total
18-24	46,767
24-34	91,731
35-44	93,546
45-54	82,170
55-64	106,495
65-74	96,206
75-84	43,188
85-94	15,595
95+	1,961
	577,659

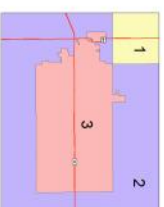


NOTE: Active voters with a valid DOB

South Dakota Legislative Districts



Rapid City



Aberdeen



Brookings



Sioux Falls

